

CLASSIC -- Match Results By Region

IPSC POLISH OPEN 2013

Printed lipiec 14, 2013 at 16:46



Region: Germany

	<u>%</u>	<u>Points</u>	<u>Competitor</u>	<u>Cat</u>	<u>Reg</u>	<u>Cls</u>	<u>Tag</u>	<u>ICS</u>
1	100,00	329,2578	62 KLUK, Alice	L	GER		P+	

CLASSIC -- Match Results By Region

IPSC POLISH OPEN 2013

Printed lipiec 14, 2013 at 16:46



Region: Poland

	<u>%</u>	<u>Points</u>	<u>Competitor</u>	<u>Cat</u>	<u>Reg</u>	<u>Cls</u>	<u>Tag</u>	<u>ICS</u>
1	100,00	1115,0000	37 SOKOLOWSKI, Leszek		POL		P+	Y
2	61,98	691,0908	19 JACEK, Zdzislaw		POL		P+	Y

OPEN -- Match Results By Region

IPSC POLISH OPEN 2013

Printed lipiec 14, 2013 at 16:46



Region: Lithuania

	<u>%</u>	<u>Points</u>	<u>Competitor</u>	<u>Cat</u>	<u>Reg</u>	<u>Cls</u>	<u>Tag</u>	<u>ICS</u>
1	100,00	1038,4902	117 BEKTEMIROV, Renat	S	LTU		H	
2	91,98	955,1694	112 KUTRA, Vaidotas		LTU			Y

OPEN -- Match Results By Region

IPSC POLISH OPEN 2013

Printed lipiec 14, 2013 at 16:46




Region: Poland

	<u>%</u>	<u>Points</u>	<u>Competitor</u>	<u>Cat</u>	<u>Reg</u>	<u>Cls</u>	<u>Tag</u>	<u>ICS</u>
1	100,00	880,3614	32 CZAUDERNA, Slawomir	S	POL			Y
2	98,26	865,0356	27 MICHALOWSKI, Krzysztof		POL		P+	Y
3	83,55	735,5092	39 PAWLIK, Celina	L	POL		P+	Y
4	73,26	644,9820	76 KLACZYNSKI, Krzysztof		POL		P+	Y
5	72,47	638,0019	133 KOPUT, Jurand	S	POL		P+	Y
6	70,88	623,9886	155 Kulis, Janusz	S	POL			Y
7	67,12	590,9421	90 SWIATEK, Janusz		POL		P+	Y
8	63,25	556,8165	80 TROCKI, Sebastian		POL		P+	Y

OPEN -- Match Results By Region

IPSC POLISH OPEN 2013

Printed lipiec 14, 2013 at 16:46



Region: Slovak Republic

	<u>%</u>	<u>Points</u>	<u>Competitor</u>	<u>Cat</u>	<u>Reg</u>	<u>Cls</u>	<u>Tag</u>	<u>ICS</u>
1	100,00	1040,9603	72 SZABO, Alexander	S	SVK		RO	

PRODUCTION -- Match Results By Region

IPSC POLISH OPEN 2013

Printed lipiec 14, 2013 at 16:46




Region: Czech Republic

	<u>%</u>	<u>Points</u>	<u>Competitor</u>	<u>Cat</u>	<u>Reg</u>	<u>Cls</u>	<u>Tag</u>	<u>ICS</u>
1	100,00	606,1857	20 KORNER, Stanislav		CZE		RO	Y

PRODUCTION -- Match Results By Region

IPSC POLISH OPEN 2013

Printed lipiec 14, 2013 at 16:46



Region: Finland

	<u>%</u>	<u>Points</u>	<u>Competitor</u>	<u>Cat</u>	<u>Reg</u>	<u>Cls</u>	<u>Tag</u>	<u>ICS</u>
1	100,00	692,3835	51 SEVOLA, Mauri		FIN		H	Y

PRODUCTION -- Match Results By Region

IPSC POLISH OPEN 2013

Printed lipiec 14, 2013 at 16:46



Region: Lithuania

	<u>%</u>	<u>Points</u>	<u>Competitor</u>	<u>Cat</u>	<u>Reg</u>	<u>Cls</u>	<u>Tag</u>	<u>ICS</u>
1	100,00	1000,3578	105 GRINCENKO, Vitalijus		LTU			Y
2	96,35	963,7983	116 GROMOV, Andrej		LTU		H	Y
3	94,20	942,3710	17 LEWANDOWSKI, Przemyslaw		LTU			Y
4	93,65	936,8483	106 KAZANSKIS, Marius		LTU			Y
5	91,72	917,5296	97 MENKELIUNAS, Tomas		LTU			Y
6	81,35	813,7554	41 REDECKI, Tomasz		LTU			Y
7	44,52	445,3211	43 KOPIEC, Marian	S	LTU		HRO	Y

PRODUCTION -- Match Results By Region

IPSC POLISH OPEN 2013

Printed lipiec 14, 2013 at 16:46



Region: Poland

	<u>%</u>	<u>Points</u>	<u>Competitor</u>	<u>Cat</u>	<u>Reg</u>	<u>Cls</u>	<u>Tag</u>	<u>ICS</u>
1	100,00	958,8364	13 TAUSIEWICZ, Marcin		POL			Y
2	95,19	912,7201	40 GRZELKA, Krzysztof		POL		P+	Y
3	94,23	903,5483	56 BORKOWSKI, Lukasz		POL			Y
4	89,05	853,7964	154 ZDZITOWIECKI, Andrzej		POL			Y
5	88,70	850,5275	122 SKOWRON, Marcin		POL		P+	Y
6	85,31	818,0042	129 MIZURO, Maciej		POL		P+	Y
7	82,89	794,7396	24 GORSKI, Dominik		POL		RO	Y
8	82,85	794,3941	6 OSTRZYCKI, Jacek		POL		RO	Y
9	82,47	790,7886	124 GDOWSKI, Jacek	S	POL		P+	Y
10	81,77	784,0534	59 MICHALIK, Krzysztof		POL		P+	Y
11	80,35	770,3844	53 MARKOWSKI, Robert		POL		P+	
12	80,16	768,5561	67 KOLAKOWSKI, Jan	S	POL		P+	Y
13	79,27	760,0358	29 KALETKA, Zbigniew		POL			Y
14	76,50	733,5124	64 CZARNECKI, Rafal		POL			
15	76,04	729,1114	118 MUNIAK, Maciej		POL		P+	
16	73,58	705,4852	145 TRACEWSKI, Maciej		POL			
17	73,02	700,1157	65 LOZINSKA, Aniela	L	POL		P+	Y
18	71,71	687,5434	99 GAWEDA, Boguslaw	S	POL			Y
19	71,68	687,2699	69 WADELEK, Pawel		POL		P+	Y
20	70,19	672,9639	57 JAZWINSKI, Arkadiusz		POL			Y
21	68,85	660,1230	18 GOSSA, Dawid		POL		P+	Y
22	68,13	653,2992	31 NOWICKI, Grzegorz		POL			Y
23	68,07	652,6909	86 CIAS, Mikolaj		POL			Y
24	68,05	652,4973	3 CICHACZ, Wlodzimierz	S	POL		CSO	Y
25	66,81	640,6331	45 GIRYCKI, Rafal		POL		P+	Y
26	66,69	639,4078	109 HOCZYK, Andrzej		POL		HRO	Y
27	66,47	637,3629	110 PASEK, Albert		POL		P+	
28	66,14	634,1887	134 DUDA, Mariusz		POL		P+	Y
29	64,91	622,3616	66 MACHALA, Jakub	J	POL		H	
30	61,90	593,4805	47 SOWINSKI, Mateusz		POL		H	
31	61,38	588,4906	9 GRUSZCZYNSKI, Jacek		POL		HRO	Y
32	61,34	588,1390	131 ROGOZINSKI, Stefan		POL		P+	Y
33	60,89	583,8020	150 STADNICKI, Jakub		POL			
34	60,13	576,5786	10 BAJEROWSKI, Tomasz	S	POL		RO	Y
35	57,75	553,7452	130 BAZALA, Marcin		POL		P+	Y
36	56,54	542,1365	92 GOLISZ, Marcin		POL		P+	Y
37	56,03	537,2215	143 PAWELA, Michal	J	POL			Y
38	55,55	532,6366	125 OCZESALA, Krzysztof	S	POL		CRO	Y
39	54,32	520,8329	119 LEMANSKI, Andrzej		POL		RO	Y
40	53,16	509,7199	7 KACZMAREK, Wojciech	S	POL			Y
41	51,85	497,1582	108 LUCZAKOWSKI, Krzysztof		POL		P+	Y
42	49,15	471,2492	68 KACZOROWSKI, Andrzej		POL		P+	Y
43	48,87	468,5786	149 ORLOWSKI, Jan	S	POL			
44	43,86	420,5391	26 FILIPCZAK, Wojciech		POL		P+	Y
45	40,44	387,7862	148 MACZEK, Jaroslaw		POL			
46	36,07	345,8402	74 POLONSKI, Krzysztof	S	POL			

PRODUCTION -- Match Results By Region

IPSC POLISH OPEN 2013

Printed lipiec 14, 2013 at 16:46




Region: Poland

	<u>%</u>	<u>Points</u>	<u>Competitor</u>	<u>Cat</u>	<u>Reg</u>	<u>Cls</u>	<u>Tag</u>	<u>ICS</u>
47	33,23	318,6625	36 WOLOSZ, Artur	S	POL		HRO	Y
48	33,20	318,3452	146 WISNIEWSKI, Arkadiusz		POL		P+	
49	25,28	242,3729	140 MARKOWSKI, Marek	S	POL		H	
50	19,34	185,4115	91 STOKOWSKA, Aneta	L	POL		P+	Y

REVOLVER -- Match Results By Region

IPSC POLISH OPEN 2013

Printed lipiec 14, 2013 at 16:46




Region: Poland

	<u>%</u>	<u>Points</u>	<u>Competitor</u>	<u>Cat</u>	<u>Reg</u>	<u>Cls</u>	<u>Tag</u>	<u>ICS</u>
1	100,00	1115,0000	38 GALAZKA, Marcin		POL		P+	Y

STANDARD -- Match Results By Region

IPSC POLISH OPEN 2013

Printed lipiec 14, 2013 at 16:46



Region: Belarus

	<u>%</u>	<u>Points</u>	<u>Competitor</u>	<u>Cat</u>	<u>Reg</u>	<u>Cls</u>	<u>Tag</u>	<u>ICS</u>
1	100,00	886,0365	115 SIUNIAKOV, Andrej		BLR		H	

STANDARD -- Match Results By Region

IPSC POLISH OPEN 2013

Printed lipiec 14, 2013 at 16:46



Region: Germany

	<u>%</u>	<u>Points</u>	<u>Competitor</u>	<u>Cat</u>	<u>Reg</u>	<u>Cls</u>	<u>Tag</u>	<u>ICS</u>
1	100,00	440,2430	61 KLUK, Peter Josef	S	GER		P+	

STANDARD -- Match Results By Region

IPSC POLISH OPEN 2013

Printed lipiec 14, 2013 at 16:46




Region: Hungary

	<u>%</u>	<u>Points</u>	<u>Competitor</u>	<u>Cat</u>	<u>Reg</u>	<u>Cls</u>	<u>Tag</u>	<u>ICS</u>
1	100,00	1044,0786	94 CIESIELSKI, Marcin		HUN			Y

STANDARD -- Match Results By Region

IPSC POLISH OPEN 2013

Printed lipiec 14, 2013 at 16:46



Region: Latvia

	<u>%</u>	<u>Points</u>	<u>Competitor</u>	<u>Cat</u>	<u>Reg</u>	<u>Cls</u>	<u>Tag</u>	<u>ICS</u>
1	100,00	866,5076	33 ESALNIEKS, Aleksandr		LAT		RO	

STANDARD -- Match Results By Region

IPSC POLISH OPEN 2013

Printed lipiec 14, 2013 at 16:46



Region: Lithuania

	<u>%</u>	<u>Points</u>	<u>Competitor</u>	<u>Cat</u>	<u>Reg</u>	<u>Cls</u>	<u>Tag</u>	<u>ICS</u>
1	100,00	973,1346	2 KAUFMANIS, Eriks		LTU		RM	Y
2	65,75	639,8690	142 WARANAWITCHIUS, Gerutis	S	LTU			
3	64,38	626,4706	44 VONGRAVROCK-GOES, Anton	S	LTU			Y

STANDARD -- Match Results By Region

IPSC POLISH OPEN 2013

Printed lipiec 14, 2013 at 16:46




Region: Poland

	<u>%</u>	<u>Points</u>	<u>Competitor</u>	<u>Cat</u>	<u>Reg</u>	<u>Cls</u>	<u>Tag</u>	<u>ICS</u>
1	100,00	980,5668	120 SIODA, Wieslaw		POL		P+	Y
2	94,38	925,4383	98 SWIERCZEK, Zbigniew		POL		CRO	Y
3	91,46	896,8716	70 WIDLA, Radoslaw		POL			Y
4	89,68	879,3327	21 ZAWORSKI, Radoslaw		POL			Y
5	84,70	830,4963	104 BOJANOWSKI, Piotr		POL		HRO	Y
6	79,78	782,3448	52 NOGA, Tadeusz	S	POL		RO	Y
7	79,53	779,8543	85 WILCZYNSKI, Artur		POL		P+	Y
8	78,10	765,8422	34 WOCHNIK, Michal		POL			Y
9	77,50	759,9598	22 MADAJEWSKI, Leszek	S	POL		P+	Y
10	76,43	749,4450	14 MIKSZA, Maciej		POL		CRO	Y
11	75,08	736,2564	1 BIELINSKI, Jarek		POL		MD	Y
12	72,01	706,0650	11 WYZGALA, Robert		POL		P+	
13	68,01	666,9098	78 TOMCZAK, Andrzej	S	POL			Y
14	68,00	666,7983	114 BUSZKIEWICZ, Lechoslaw		POL			
15	67,64	663,2604	25 LEWANDOWSKI, Jaroslaw	S	POL			Y
16	67,53	662,2173	113 AMER, Andrzej	S	POL			Y
17	66,16	648,7562	135 SANECZNIK, Krzysztof	S	POL			Y
18	65,63	643,5682	46 BIELINSKI, Artur	J	POL		H	Y
19	63,83	625,9048	87 KANIEWSKI, Andrzej	S	POL		P+	
20	63,61	623,7732	28 KORZEKWA, Witold		POL			Y
21	60,94	597,5662	123 WOJDYLO, Wojciech		POL		P+	Y
22	60,90	597,2024	54 WEGLARCZYK, Mariusz		POL			Y
23	59,88	587,1873	88 CZUBASIEWICZ, Jacek		POL		P+	Y
24	57,09	559,8319	77 MITULSKI, Leszek		POL		P+	
25	54,17	531,1963	121 SIODA, Katarzyna	L	POL		P+	Y
26	53,09	520,5454	71 BURZEC, Wieslaw	S	POL			Y
27	52,95	519,1891	136 GLUCH, Marcin		POL			Y
28	52,94	519,1133	128 KALWASINSKI, Wojciech	S	POL		P+	Y
29	52,24	512,2926	81 PYTEL, Grzegorz		POL		P+	
30	49,74	487,7354	15 CZAPLA, Aleksandra	L	POL		CRO	Y
31	48,63	476,8064	111 MIKSZA, Krystian	J	POL		H	Y
32	41,05	402,4799	102 SZEPELAK, Tomasz		POL			Y
33	37,79	370,5488	141 LABE, Krzysztof	S	POL		P+	
34	22,57	221,3225	126 LEMKE, Adam		POL		P+	Y

STANDARD -- Match Results By Region

IPSC POLISH OPEN 2013

Printed lipiec 14, 2013 at 16:46



Region: Slovak Republic

	<u>%</u>	<u>Points</u>	<u>Competitor</u>	<u>Cat</u>	<u>Reg</u>	<u>Cls</u>	<u>Tag</u>	<u>ICS</u>
1	100,00	924,0032	73 GRUBIAK, Stanislav		SVK		RO	Y



Disqualified Shooters

No. Name

5 MOSAKOWSKI, Piotr
101 STAROSTKA, Tomasz
152 KOTANIEC, Piotr
156 FROST, Zbigniew