

# OPEN -- Overall Stage Results

## IPSC POLISH OPEN 2013

Printed lipiec 14, 2013 at 16:45



### Stage 1 -- 1

	<b>PTS</b>	<b>TIME</b>	<b>HIT FACTOR</b>	<b>STAGE POINTS</b>	<b>STAGE PERCENT</b>	<b>COMPETITOR # Name</b>
1	113	21,62	5,2266	120,0000	100,00	72 SZABO, Alexander
2	117	23,03	5,0803	116,6408	97,20	112 KUTRA, Vaidotas
3	116	23,09	5,0238	115,3433	96,12	32 CZAUDERNA, Slawomir
4	117	26,69	4,3837	100,6458	83,87	117 BEKTEMIROV, Renat
5	106	24,59	4,3107	98,9705	82,48	39 PAWLIK, Celina
6	119	29,32	4,0587	93,1840	77,65	27 MICHALOWSKI, Krzysztof
7	115	34,18	3,3645	77,2475	64,37	90 SWIATEK, Janusz
8	116	34,73	3,3401	76,6852	63,90	76 KLACZYNSKI, Krzysztof
9	94	30,02	3,1312	71,8912	59,91	133 KOPUT, Jurand
10	113	39,85	2,8356	65,1041	54,25	80 TROCKI, Sebastian
11	95	35,09	2,7073	62,1582	51,80	155 Kulis, Janusz

# STANDARD -- Overall Stage Results

## IPSC POLISH OPEN 2013

Printed lipiec 14, 2013 at 16:45



### Stage 1 -- 1

	PTS	TIME	HIT FACTOR	STAGE POINTS	STAGE PERCENT	COMPETITOR # Name
1	114	25,34	4,4988	120,0000	100,00	2 KAUFMANIS, Eriks
2	117	26,54	4,4084	117,5893	97,99	115 SIUNIAKOV, Andrej
3	113	28,63	3,9469	105,2786	87,73	21 ZAWORSKI, Radoslaw
4	114	29,71	3,8371	102,3494	85,29	70 WIDLA, Radoslaw
5	116	30,65	3,7847	100,9510	84,13	94 CIESIELSKI, Marcin
6	116	30,67	3,7822	100,8851	84,07	73 GRUBIAK, Stanislav
7	111	30,18	3,6779	98,1040	81,75	34 WOCHNIK, Michal
8	108	30,07	3,5916	95,8017	79,83	98 SWIERCZEK, Zbigniew
9	106	29,64	3,5762	95,3917	79,49	104 BOJANOWSKI, Piotr
10	109	31,12	3,5026	93,4265	77,86	120 SIODA, Wieslaw
11	87	25,55	3,4051	90,8262	75,69	33 ESALNIEKS, Aleksandr
12	113	34,64	3,2621	87,0129	72,51	52 NOGA, Tadeusz
13	109	33,70	3,2344	86,2739	71,89	1 BIELINSKI, Jarek
14	103	32,63	3,1566	84,1983	70,17	142 WARANAWITCHIUS, Gerutis
15	99	31,57	3,1359	83,6457	69,70	114 BUSZKIEWICZ, Lechoslaw
16	116	37,65	3,0810	82,1819	68,48	22 MADAJEWSKI, Leszek
17	93	30,91	3,0087	80,2540	66,88	85 WILCZYNSKI, Artur
18	108	36,05	2,9958	79,9101	66,59	46 BIELINSKI, Artur
19	112	38,83	2,8844	76,9367	64,11	135 SANECZNIK, Krzysztof
20	112	39,52	2,8340	75,5934	62,99	78 TOMCZAK, Andrzej
21	106	38,19	2,7756	74,0354	61,70	14 MIKSZA, Maciej
22	106	38,56	2,7490	73,3250	61,10	87 KANIEWSKI, Andrzej
23	118	44,42	2,6565	70,8576	59,05	71 BURZEC, Wieslaw
24	100	37,83	2,6434	70,5093	58,76	44 VONGRAVROCK-GOES, Anton
25	99	38,08	2,5998	69,3460	57,79	25 LEWANDOWSKI, Jaroslaw
26	110	42,58	2,5834	68,9081	57,42	81 PYTEL, Grzegorz
27	93	37,60	2,4734	65,9748	54,98	28 KORZEKWA, Witold
28	106	43,21	2,4531	65,4342	54,53	54 WEGLARCZYK, Mariusz
29	95	40,19	2,3638	63,0505	52,54	88 CZUBASIEWICZ, Jacek
30	110	48,98	2,2458	59,9041	49,92	123 WOJDYLO, Wojciech
31	112	50,58	2,2143	59,0639	49,22	136 GLUCH, Marcin
32	91	41,25	2,2061	58,8438	49,04	113 AMER, Andrzej
33	106	50,97	2,0797	55,4721	46,23	111 MIKSZA, Krystian
34	110	53,76	2,0461	54,5779	45,48	102 SZEPELAK, Tomasz
35	74	38,28	1,9331	51,5635	42,97	128 KALWASINSKI, Wojciech
36	88	46,19	1,9052	50,8180	42,35	121 SIODA, Katarzyna
37	100	55,94	1,7876	47,6827	39,74	15 CZAPLA, Aleksandra
38	114	66,96	1,7025	45,4122	37,84	61 KLUK, Peter Josef
39	113	67,56	1,6726	44,6141	37,18	141 LABE, Krzysztof
40	51	32,39	1,5746	41,9993	35,00	11 WYZGALA, Robert
41	74	47,78	1,5488	41,3113	34,43	77 MITULSKI, Leszek
42	76	63,58	1,1953	31,8842	26,57	126 LEMKE, Adam

# PRODUCTION -- Overall Stage Results

## IPSC POLISH OPEN 2013

Printed lipiec 14, 2013 at 16:45



### Stage 1 -- 1

	PTS	TIME	HIT FACTOR	STAGE POINTS	STAGE PERCENT	COMPETITOR # Name
1	112	26,71	4,1932	120,0000	100,00	17 LEWANDOWSKI, Przemyslaw
2	108	26,17	4,1269	118,1020	98,42	40 GRZELKA, Krzysztof
3	108	26,43	4,0863	116,9402	97,45	106 KAZANSKIS, Marius
4	110	27,66	3,9769	113,8093	94,84	97 MENKELIUNAS, Tomas
5	110	28,36	3,8787	111,0001	92,50	124 GDOWSKI, Jacek
6	106	27,92	3,7966	108,6495	90,54	13 TAUSIEWICZ, Marcin
7	110	30,14	3,6496	104,4447	87,04	6 OSTRZYCKI, Jacek
8	112	30,80	3,6364	104,0649	86,72	105 GRINCENKO, Vitalijus
9	110	30,45	3,6125	103,3814	86,15	116 GROMOV, Andrej
10	106	29,84	3,5523	101,6586	84,72	154 ZDZITOWIECKI, Andrzej
11	104	29,51	3,5242	100,8559	84,05	67 KOLAKOWSKI, Jan
12	114	32,56	3,5012	100,1976	83,50	59 MICHALIK, Krzysztof
13	112	32,10	3,4891	99,8505	83,21	69 WADELEK, Pawel
14	106	30,48	3,4777	99,5240	82,94	56 BORKOWSKI, Lukasz
15	110	34,00	3,2353	92,5872	77,16	64 CZARNECKI, Rafal
16	110	35,75	3,0769	88,0549	73,38	99 GAWEDA, Boguslaw
17	84	27,77	3,0248	86,5646	72,14	29 KALETKA, Zbigniew
18	112	37,41	2,9939	85,6776	71,40	24 GORSKI, Dominik
19	97	32,82	2,9555	84,5805	70,48	122 SKOWRON, Marcin
20	106	35,93	2,9502	84,4278	70,36	145 TRACEWSKI, Maciej
21	104	35,32	2,9445	84,2655	70,22	18 GOSSA, Dawid
22	110	37,42	2,9396	84,1252	70,10	118 MUNIAK, Maciej
23	104	35,67	2,9156	83,4387	69,53	31 NOWICKI, Grzegorz
24	95	32,81	2,8955	82,8618	69,05	129 MIZURO, Maciej
25	108	37,66	2,8678	82,0693	68,39	45 GIRYCKI, Rafal
26	112	39,25	2,8535	81,6611	68,05	110 PASEK, Albert
27	112	39,61	2,8276	80,9190	67,43	53 MARKOWSKI, Robert
28	104	37,53	2,7711	79,3034	66,09	41 REDECKI, Tomasz
29	97	35,25	2,7518	78,7498	65,62	134 DUDA, Mariusz
30	114	41,77	2,7292	78,1048	65,09	131 ROGOZINSKI, Stefan
31	114	42,80	2,6636	76,2251	63,52	149 ORLOWSKI, Jan
32	118	44,56	2,6481	75,7834	63,15	109 HOCZYK, Andrzej
33	106	41,63	2,5462	72,8680	60,72	66 MACHALA, Jakub
34	87	34,71	2,5065	71,7301	59,78	130 BAZALA, Marcin
35	100	40,60	2,4631	70,4873	58,74	65 LOZINSKA, Aniela
36	106	43,29	2,4486	70,0738	58,39	3 CICHACZ, Wlodzimierz
37	108	45,93	2,3514	67,2922	56,08	57 JAZWINSKI, Arkadiusz
38	93	41,48	2,2420	64,1625	53,47	92 GOLISZ, Marcin
39	99	44,77	2,2113	63,2827	52,74	143 PAWELA, Michal
40	80	37,10	2,1563	61,7097	51,42	68 KACZOROWSKI, Andrzej
41	110	51,72	2,1268	60,8655	50,72	47 SOWINSKI, Mateusz
42	114	54,20	2,1033	60,1925	50,16	9 GRUSZCZYNSKI, Jacek
43	101	48,70	2,0739	59,3512	49,46	108 LUCZAKOWSKI, Krzysztof
44	88	42,84	2,0542	58,7855	48,99	150 STADNICKI, Jakub
45	110	54,93	2,0025	57,3087	47,76	74 POLONSKI, Krzysztof
46	86	43,58	1,9734	56,4740	47,06	125 OCZESALA, Krzysztof

# PRODUCTION -- Overall Stage Results

## IPSC POLISH OPEN 2013

Printed lipiec 14, 2013 at 16:45



### Stage 1 -- 1

	<b>PTS</b>	<b>TIME</b>	<b>HIT FACTOR</b>	<b>STAGE POINTS</b>	<b>STAGE PERCENT</b>	<b>COMPETITOR # Name</b>
47	108	55,04	1,9622	56,1542	46,80	26 FILIPCZAK, Wojciech
48	99	53,37	1,8550	53,0854	44,24	7 KACZMAREK, Wojciech
49	63	34,39	1,8319	52,4258	43,69	51 SEVOLA, Mauri
50	101	55,56	1,8179	52,0231	43,35	119 LEMANSKI, Andrzej
51	102	56,76	1,7970	51,4274	42,86	43 KOPIEC, Marian
52	72	40,94	1,7587	50,3294	41,94	86 CIAS, Mikolaj
53	93	56,33	1,6510	47,2477	39,37	148 MACZEK, Jaroslaw
54	69	47,27	1,4597	41,7735	34,81	20 KORNER, Stanislaw
55	96	67,25	1,4275	40,8523	34,04	146 WISNIEWSKI, Arkadiusz
56	63	45,19	1,3941	39,8965	33,25	10 BAJEROWSKI, Tomasz
57	104	78,14	1,3309	38,0888	31,74	140 MARKOWSKI, Marek
58	114	89,73	1,2705	36,3584	30,30	36 WOLOSZ, Artur
59	48	64,41	0,7452	21,3268	17,77	91 STOKOWSKA, Aneta

# CLASSIC -- Overall Stage Results

## IPSC POLISH OPEN 2013

Printed lipiec 14, 2013 at 16:45



### Stage 1 -- 1

	<b>PTS</b>	<b>TIME</b>	<b>HIT FACTOR</b>	<b>STAGE POINTS</b>	<b>STAGE PERCENT</b>	<b>COMPETITOR # Name</b>
1	115	29,38	3,9142	120,0000	100,00	37 SOKOLOWSKI, Leszek
2	97	54,06	1,7943	55,0086	45,84	19 JACEK, Zdzislaw
3	112	106,40	1,0526	32,2709	26,89	62 KLUK, Alice

# REVOLVER -- Overall Stage Results

## IPSC POLISH OPEN 2013

Printed lipiec 14, 2013 at 16:45



### Stage 1 -- 1

	<b>PTS</b>	<b>TIME</b>	<b>HIT FACTOR</b>	<b>STAGE POINTS</b>	<b>STAGE PERCENT</b>	<b>COMPETITOR # Name</b>
1	115	40,63	2,8304	120,0000	100,00	38 GALAZKA, Marcin

# OPEN -- Overall Stage Results

## IPSC POLISH OPEN 2013

Printed lipiec 14, 2013 at 16:45



### Stage 2 -- 2

	<b>PTS</b>	<b>TIME</b>	<b>HIT FACTOR</b>	<b>STAGE POINTS</b>	<b>STAGE PERCENT</b>	<b>COMPETITOR # Name</b>
1	149	25,21	5,9104	150,0000	100,00	117 BEKTEMIROV, Renat
2	141	26,10	5,4023	137,1060	91,40	72 SZABO, Alexander
3	148	28,97	5,1087	129,6555	86,44	112 KUTRA, Vaidotas
4	142	31,67	4,4837	113,7937	75,86	27 MICHALOWSKI, Krzysztof
5	133	35,49	3,7475	95,1094	63,41	80 TROCKI, Sebastian
6	148	39,78	3,7205	94,4223	62,95	76 KLACZYNSKI, Krzysztof
7	141	37,99	3,7115	94,1950	62,80	32 CZAUDERNA, Slawomir
8	131	37,82	3,4638	87,9078	58,61	133 KOPUT, Jurand
9	142	51,70	2,7466	69,7069	46,47	155 Kulis, Janusz
10	139	52,59	2,6431	67,0794	44,72	90 SWIATEK, Janusz
11	100	39,42	2,5368	64,3815	42,92	39 PAWLIK, Celina

# STANDARD -- Overall Stage Results

## IPSC POLISH OPEN 2013

Printed lipiec 14, 2013 at 16:45



### Stage 2 -- 2

	PTS	TIME	HIT FACTOR	STAGE POINTS	STAGE PERCENT	COMPETITOR # Name
1	150	30,11	4,9817	150,0000	100,00	94 CIESIELSKI, Marcin
2	147	31,45	4,6741	140,7367	93,82	115 SIUNIAKOV, Andrej
3	140	30,92	4,5278	136,3325	90,89	2 KAUFMANIS, Eriks
4	137	30,49	4,4933	135,2926	90,20	120 SIODA, Wieslaw
5	140	31,79	4,4039	132,6014	88,40	21 ZAWORSKI, Radoslaw
6	142	34,00	4,1765	125,7535	83,84	78 TOMCZAK, Andrzej
7	142	34,37	4,1315	124,3998	82,93	33 ESALNIEKS, Aleksandr
8	143	35,75	4,0000	120,4400	80,29	70 WIDLA, Radoslaw
9	144	37,75	3,8146	114,8567	76,57	142 WARANAWITCHIUS, Gerutis
10	142	37,79	3,7576	113,1416	75,43	14 MIKSZA, Maciej
11	140	37,39	3,7443	112,7414	75,16	22 MADAJEWSKI, Leszek
12	118	31,80	3,7107	111,7289	74,49	73 GRUBIAK, Stanislaw
13	131	35,84	3,6551	110,0561	73,37	34 WOCHNIK, Michal
14	126	35,17	3,5826	107,8721	71,91	98 SWIERCZEK, Zbigniew
15	142	40,29	3,5244	106,1211	70,75	123 WOJDYLO, Wojciech
16	140	40,28	3,4757	104,6524	69,77	11 WYZGALA, Robert
17	113	33,12	3,4118	102,7304	68,49	85 WILCZYNSKI, Artur
18	138	40,54	3,4040	102,4958	68,33	52 NOGA, Tadeusz
19	114	33,62	3,3908	102,0982	68,07	1 BIELINSKI, Jarek
20	136	41,12	3,3074	99,5856	66,39	44 VONGRAVROCK-GOES, Anton
21	116	36,54	3,1746	95,5873	63,72	104 BOJANOWSKI, Piotr
22	136	42,93	3,1679	95,3869	63,59	54 WEGLARCZYK, Mariusz
23	128	40,49	3,1613	95,1860	63,46	128 KALWASINSKI, Wojciech
24	144	47,74	3,0163	90,8219	60,55	77 MITULSKI, Leszek
25	144	48,24	2,9851	89,8806	59,92	135 SANECZNIK, Krzysztof
26	136	45,96	2,9591	89,0983	59,40	46 BIELINSKI, Artur
27	138	48,41	2,8507	85,8331	57,22	87 KANIEWSKI, Andrzej
28	148	52,68	2,8094	84,5915	56,39	61 KLUK, Peter Josef
29	150	53,58	2,7996	84,2945	56,20	111 MIKSZA, Krystian
30	121	43,82	2,7613	83,1426	55,43	136 GLUCH, Marcin
31	101	36,91	2,7364	82,3926	54,93	114 BUSZKIEWICZ, Lechoslaw
32	140	52,44	2,6697	80,3852	53,59	88 CZUBASIEWICZ, Jacek
33	118	45,04	2,6199	78,8850	52,59	121 SIODA, Katarzyna
34	104	39,83	2,6111	78,6201	52,41	113 AMER, Andrzej
35	118	45,27	2,6066	78,4842	52,32	25 LEWANDOWSKI, Jaroslaw
36	129	52,41	2,4614	74,1116	49,41	15 CZAPLA, Aleksandra
37	144	58,81	2,4486	73,7262	49,15	102 SZEPELAK, Tomasz
38	107	43,75	2,4457	73,6405	49,09	28 KORZEKWA, Witold
39	145	66,58	2,1778	65,5745	43,72	141 LABE, Krzysztof
40	53	45,98	1,1527	34,7070	23,14	81 PYTEL, Grzegorz
41	28	59,95	0,4671	14,0631	9,38	126 LEMKE, Adam
42	0	21,28	0,0000	0,0000	0,00	71 BURZEC, Wieslaw



# PRODUCTION -- Overall Stage Results

## IPSC POLISH OPEN 2013

Printed lipiec 14, 2013 at 16:45



### Stage 2 -- 2

	PTS	TIME	HIT FACTOR	STAGE POINTS	STAGE PERCENT	COMPETITOR # Name
1	144	28,18	5,1100	150,0000	100,00	13 TAUSIEWICZ, Marcin
2	138	27,63	4,9946	146,6115	97,74	106 KAZANSKIS, Marius
3	140	30,01	4,6651	136,9405	91,29	41 REDECKI, Tomasz
4	140	30,32	4,6174	135,5404	90,36	105 GRINCENKO, Vitalijus
5	125	27,33	4,5737	134,2580	89,51	17 LEWANDOWSKI, Przemyslaw
6	144	33,42	4,3088	126,4812	84,32	97 MENKELIUNAS, Tomas
7	140	32,79	4,2696	125,3304	83,55	154 ZDZITOWIECKI, Andrzej
8	138	32,64	4,2279	124,1077	82,74	124 GDOWSKI, Jacek
9	146	35,47	4,1162	120,8263	80,55	145 TRACEWSKI, Maciej
10	146	36,51	3,9989	117,3845	78,26	56 BORKOWSKI, Lukasz
11	132	33,07	3,9915	117,1681	78,11	122 SKOWRON, Marcin
12	146	36,60	3,9891	117,0959	78,06	116 GROMOV, Andrej
13	144	36,46	3,9495	115,9353	77,29	6 OSTRZYCKI, Jacek
14	138	35,22	3,9182	115,0163	76,68	59 MICHALIK, Krzysztof
15	126	32,23	3,9094	114,7572	76,50	40 GRZELKA, Krzysztof
16	132	35,51	3,7173	109,1172	72,74	69 WADELEK, Pawel
17	146	39,68	3,6794	108,0068	72,00	29 KALETKA, Zbigniew
18	146	40,70	3,5872	105,3000	70,20	57 JAZWINSKI, Arkadiusz
19	136	37,96	3,5827	105,1677	70,11	53 MARKOWSKI, Robert
20	129	36,38	3,5459	104,0871	69,39	68 KACZOROWSKI, Andrzej
21	142	40,20	3,5323	103,6889	69,13	150 STADNICKI, Jakub
22	142	41,35	3,4341	100,8051	67,20	110 PASEK, Albert
23	136	39,68	3,4274	100,6090	67,07	45 GIRYCKI, Rafal
24	134	39,57	3,3864	99,4051	66,27	67 KOLAKOWSKI, Jan
25	138	41,13	3,3552	98,4895	65,66	31 NOWICKI, Grzegorz
26	116	34,74	3,3391	98,0162	65,34	129 MIZURO, Maciej
27	142	43,13	3,2924	96,6448	64,43	3 CICHACZ, Wlodzimierz
28	117	35,79	3,2691	95,9608	63,97	18 GOSSA, Dawid
29	126	39,52	3,1883	93,5887	62,39	51 SEVOLA, Mauri
30	122	38,43	3,1746	93,1878	62,13	118 MUNIAK, Maciej
31	146	46,12	3,1657	92,9252	61,95	92 GOLISZ, Marcin
32	124	39,27	3,1576	92,6895	61,79	64 CZARNECKI, Rafal
33	136	43,18	3,1496	92,4541	61,64	65 LOZINSKA, Aniela
34	111	35,37	3,1383	92,1208	61,41	24 GORSKI, Dominik
35	120	40,17	2,9873	87,6898	58,46	86 CIAS, Mikolaj
36	123	41,24	2,9825	87,5500	58,37	10 BAJEROWSKI, Tomasz
37	129	43,82	2,9439	86,4146	57,61	131 ROGOZINSKI, Stefan
38	148	51,44	2,8771	84,4560	56,30	119 LEMANSKI, Andrzej
39	142	49,37	2,8762	84,4297	56,29	66 MACHALA, Jakub
40	120	41,91	2,8633	84,0492	56,03	109 HOCZYK, Andrzej
41	146	51,59	2,8300	83,0725	55,38	125 OCZESALA, Krzysztof
42	120	43,97	2,7291	80,1115	53,41	143 PAWELA, Michal
43	109	40,36	2,7007	79,2766	52,85	20 KORNER, Stanislaw
44	142	52,61	2,6991	79,2300	52,82	47 SOWINSKI, Mateusz
45	132	49,08	2,6895	78,9476	52,63	7 KACZMAREK, Wojciech
46	138	51,83	2,6626	78,1570	52,10	108 LUCZAKOWSKI, Krzysztof

# PRODUCTION -- Overall Stage Results

## IPSC POLISH OPEN 2013

Printed lipiec 14, 2013 at 16:45



### Stage 2 -- 2

	<b>PTS</b>	<b>TIME</b>	<b>HIT FACTOR</b>	<b>STAGE POINTS</b>	<b>STAGE PERCENT</b>	<b>COMPETITOR # Name</b>
47	146	55,23	2,6435	77,5975	51,73	9 GRUSZCZYNSKI, Jacek
48	142	58,99	2,4072	70,6610	47,11	99 GAWEDA, Boguslaw
49	97	44,13	2,1981	64,5220	43,01	130 BAZALA, Marcin
50	136	62,86	2,1635	63,5089	42,34	43 KOPIEC, Marian
51	120	60,52	1,9828	58,2039	38,80	148 MACZEK, Jaroslaw
52	144	74,13	1,9425	57,0215	38,01	36 WOLOSZ, Artur
53	100	53,58	1,8664	54,7857	36,52	26 FILIPCZAK, Wojciech
54	91	48,79	1,8651	54,7495	36,50	134 DUDA, Mariusz
55	84	68,61	1,2243	35,9386	23,96	74 POLONSKI, Krzysztof
56	124	109,93	1,1280	33,1112	22,07	140 MARKOWSKI, Marek
57	55	66,51	0,8269	24,2742	16,18	91 STOKOWSKA, Aneta
58	41	50,72	0,8084	23,7287	15,82	146 WISNIEWSKI, Arkadiusz
59	24	64,07	0,3746	10,9958	7,33	149 ORLOWSKI, Jan

# CLASSIC -- Overall Stage Results

## IPSC POLISH OPEN 2013

Printed lipiec 14, 2013 at 16:45



### Stage 2 -- 2

	<b>PTS</b>	<b>TIME</b>	<b>HIT FACTOR</b>	<b>STAGE POINTS</b>	<b>STAGE PERCENT</b>	<b>COMPETITOR # Name</b>
1	137	36,21	3,7835	150,0000	100,00	37 SOKOLOWSKI, Leszek
2	145	49,67	2,9193	115,7372	77,16	19 JACEK, Zdzislaw
3	115	80,36	1,4311	56,7358	37,82	62 KLUK, Alice

# REVOLVER -- Overall Stage Results

## IPSC POLISH OPEN 2013

Printed lipiec 14, 2013 at 16:45



### Stage 2 -- 2

	<b>PTS</b>	<b>TIME</b>	<b>HIT FACTOR</b>	<b>STAGE POINTS</b>	<b>STAGE PERCENT</b>	<b>COMPETITOR # Name</b>
1	147	43,50	3,3793	150,0000	100,00	38 GALAZKA, Marcin

# OPEN -- Overall Stage Results

## IPSC POLISH OPEN 2013

Printed lipiec 14, 2013 at 16:45



### Stage 3 -- 3

	<b>PTS</b>	<b>TIME</b>	<b>HIT FACTOR</b>	<b>STAGE POINTS</b>	<b>STAGE PERCENT</b>	<b>COMPETITOR # Name</b>
1	110	19,04	5,7773	110,0000	100,00	117 BEKTEMIROV, Renat
2	107	20,85	5,1319	97,7113	88,83	72 SZABO, Alexander
3	107	23,17	4,6180	87,9275	79,93	112 KUTRA, Vaidotas
4	108	25,45	4,2436	80,7984	73,45	27 MICHALOWSKI, Krzysztof
5	102	24,69	4,1312	78,6586	71,51	39 PAWLIK, Celina
6	94	28,08	3,3476	63,7379	57,94	32 CZAUDERNA, Slawomir
7	109	34,73	3,1385	59,7570	54,32	76 KLACZYNSKI, Krzysztof
8	108	38,65	2,7943	53,2036	48,37	155 Kulis, Janusz
9	90	35,98	2,5014	47,6265	43,30	80 TROCKI, Sebastian
10	81	33,03	2,4523	46,6921	42,45	133 KOPUT, Jurand
11	97	48,85	1,9857	37,8072	34,37	90 SWIATEK, Janusz

# STANDARD -- Overall Stage Results

## IPSC POLISH OPEN 2013

Printed lipiec 14, 2013 at 16:45



### Stage 3 -- 3

	PTS	TIME	HIT FACTOR	STAGE POINTS	STAGE PERCENT	COMPETITOR # Name
1	108	24,67	4,3778	110,0000	100,00	94 CIESIELSKI, Marcin
2	107	25,39	4,2143	105,8910	96,26	115 SIUNIAKOV, Andrej
3	106	25,70	4,1245	103,6360	94,21	33 ESALNIEKS, Aleksandr
4	98	24,08	4,0698	102,2604	92,96	120 SIODA, Wieslaw
5	102	25,41	4,0142	100,8634	91,69	104 BOJANOWSKI, Piotr
6	107	27,08	3,9513	99,2826	90,26	98 SWIERCZEK, Zbigniew
7	105	27,18	3,8631	97,0684	88,24	70 WIDLA, Radoslaw
8	106	28,26	3,7509	94,2479	85,68	21 ZAWORSKI, Radoslaw
9	104	28,85	3,6049	90,5786	82,34	2 KAUFMANIS, Eriks
10	108	30,36	3,5573	89,3841	81,26	114 BUSZKIEWICZ, Lechoslaw
11	107	30,61	3,4956	87,8332	79,85	34 WOCHNIK, Michal
12	100	28,83	3,4686	87,1552	79,23	14 MIKSZA, Maciej
13	103	30,35	3,3937	85,2740	77,52	1 BIELINSKI, Jarek
14	104	30,72	3,3854	85,0649	77,33	11 WYZGALA, Robert
15	106	31,52	3,3629	84,5002	76,82	25 LEWANDOWSKI, Jaroslaw
16	107	32,61	3,2812	82,4463	74,95	52 NOGA, Tadeusz
17	105	32,30	3,2508	81,6817	74,26	22 MADAJEWSKI, Leszek
18	106	33,81	3,1352	78,7769	71,62	46 BIELINSKI, Artur
19	95	30,62	3,1025	77,9573	70,87	73 GRUBIAK, Stanislaw
20	96	31,61	3,0370	76,3106	69,37	85 WILCZYNSKI, Artur
21	102	33,95	3,0044	75,4916	68,63	88 CZUBASIEWICZ, Jacek
22	102	35,72	2,8555	71,7508	65,23	113 AMER, Andrzej
23	107	38,47	2,7814	69,8875	63,53	44 VONGRAVROCK-GOES, Anton
24	83	30,79	2,6957	67,7340	61,58	54 WEGLARCZYK, Mariusz
25	105	40,26	2,6080	65,5320	59,57	135 SANECZNIK, Krzysztof
26	102	40,19	2,5379	63,7706	57,97	87 KANIEWSKI, Andrzej
27	103	40,74	2,5282	63,5264	57,75	142 WARANAWITCHIUS, Gerutis
28	84	33,31	2,5218	63,3640	57,60	78 TOMCZAK, Andrzej
29	98	40,41	2,4251	60,9362	55,40	28 KORZEKWA, Witold
30	96	40,67	2,3605	59,3110	53,92	15 CZAPLA, Aleksandra
31	83	36,04	2,3030	57,8671	52,61	128 KALWASINSKI, Wojciech
32	98	42,73	2,2935	57,6277	52,39	81 PYTEL, Grzegorz
33	94	41,94	2,2413	56,3167	51,20	77 MITULSKI, Leszek
34	96	42,86	2,2399	56,2804	51,16	121 SIODA, Katarzyna
35	79	36,18	2,1835	54,8652	49,88	136 GLUCH, Marcin
36	77	37,98	2,0274	50,9417	46,31	123 WOJDYLO, Wojciech
37	100	50,71	1,9720	49,5501	45,05	111 MIKSZA, Krystian
38	106	60,69	1,7466	43,8861	39,90	61 KLUK, Peter Josef
39	76	55,98	1,3576	34,1129	31,01	126 LEMKE, Adam
40	106	79,79	1,3285	33,3807	30,35	141 LABE, Krzysztof
41	60	52,05	1,1527	28,9647	26,33	102 SZEPELAK, Tomasz
42	0	45,09	0,0000	0,0000	0,00	71 BURZEC, Wieslaw

# PRODUCTION -- Overall Stage Results

## IPSC POLISH OPEN 2013

Printed lipiec 14, 2013 at 16:45



### Stage 3 -- 3

	PTS	TIME	HIT FACTOR	STAGE POINTS	STAGE PERCENT	COMPETITOR # Name
1	104	21,60	4,8148	110,0000	100,00	17 LEWANDOWSKI, Przemyslaw
2	108	24,29	4,4463	101,5803	92,35	116 GROMOV, Andrej
3	102	24,02	4,2465	97,0153	88,20	13 TAUSIEWICZ, Marcin
4	104	25,83	4,0263	91,9861	83,62	56 BORKOWSKI, Lukasz
5	106	26,45	4,0076	91,5574	83,23	29 KALETKA, Zbigniew
6	100	25,90	3,8610	88,2091	80,19	106 KAZANSKIS, Marius
7	106	27,68	3,8295	87,4889	79,54	24 GORSKI, Dominik
8	104	28,36	3,6671	83,7800	76,16	41 REDECKI, Tomasz
9	100	27,57	3,6271	82,8660	75,33	124 GDOWSKI, Jacek
10	104	28,81	3,6099	82,4714	74,97	97 MENKELIUNAS, Tomas
11	106	29,43	3,6018	82,2865	74,81	6 OSTRZYCKI, Jacek
12	100	28,21	3,5448	80,9860	73,62	64 CZARNECKI, Rafal
13	102	29,30	3,4812	79,5327	72,30	40 GRZELKA, Krzysztof
14	94	27,29	3,4445	78,6932	71,54	105 GRINCENKO, Vitalijus
15	108	31,54	3,4242	78,2303	71,12	109 HOCZYK, Andrzej
16	102	30,02	3,3977	77,6252	70,57	122 SKOWRON, Marcin
17	102	30,31	3,3652	76,8825	69,89	145 TRACEWSKI, Maciej
18	104	31,07	3,3473	76,4725	69,52	69 WADELEK, Pawel
19	108	32,29	3,3447	76,4133	69,47	59 MICHALIK, Krzysztof
20	104	31,50	3,3016	75,4286	68,57	68 KACZOROWSKI, Andrzej
21	100	30,89	3,2373	73,9597	67,24	20 KORNER, Stanislaw
22	102	31,70	3,2177	73,5113	66,83	130 BAZALA, Marcin
23	102	31,80	3,2075	73,2801	66,62	99 GAWEDA, Boguslaw
24	100	32,04	3,1211	71,3051	64,82	3 CICHACZ, Wlodzimierz
25	102	33,24	3,0686	70,1055	63,73	51 SEVOLA, Mauri
26	102	33,50	3,0448	69,5614	63,24	154 ZDZITOWIECKI, Andrzej
27	102	34,26	2,9772	68,0183	61,83	134 DUDA, Mariusz
28	104	35,27	2,9487	67,3660	61,24	129 MIZURO, Maciej
29	102	35,64	2,8620	65,3846	59,44	9 GRUSZCZYNSKI, Jacek
30	102	35,72	2,8555	65,2382	59,31	65 LOZINSKA, Aniela
31	102	35,73	2,8547	65,2199	59,29	67 KOLAKOWSKI, Jan
32	93	33,83	2,7490	62,8050	57,10	110 PASEK, Albert
33	110	40,69	2,7034	61,7615	56,15	53 MARKOWSKI, Robert
34	110	40,77	2,6981	61,6404	56,04	143 PAWELA, Michal
35	104	38,85	2,6770	61,1583	55,60	10 BAJEROWSKI, Tomasz
36	102	39,12	2,6074	59,5682	54,15	57 JAZWINSKI, Arkadiusz
37	98	37,93	2,5837	59,0278	53,66	131 ROGOZINSKI, Stefan
38	104	40,96	2,5391	58,0078	52,73	66 MACHALA, Jakub
39	96	38,00	2,5263	57,7166	52,47	86 CIAS, Mikolaj
40	96	38,84	2,4717	56,4683	51,33	47 SOWINSKI, Mateusz
41	92	37,89	2,4281	55,4723	50,43	7 KACZMAREK, Wojciech
42	100	41,19	2,4278	55,4653	50,42	108 LUCZAKOWSKI, Krzysztof
43	94	39,14	2,4016	54,8681	49,88	18 GOSSA, Dawid
44	104	43,91	2,3685	54,1107	49,19	43 KOPIEC, Marian
45	98	41,44	2,3649	54,0281	49,12	118 MUNIAK, Maciej
46	102	44,22	2,3066	52,6980	47,91	92 GOLISZ, Marcin

# PRODUCTION -- Overall Stage Results

## IPSC POLISH OPEN 2013

Printed lipiec 14, 2013 at 16:45



### Stage 3 -- 3

	<b>PTS</b>	<b>TIME</b>	<b>HIT FACTOR</b>	<b>STAGE POINTS</b>	<b>STAGE PERCENT</b>	<b>COMPETITOR # Name</b>
47	92	42,69	2,1551	49,2351	44,76	149 ORLOWSKI, Jan
48	104	48,33	2,1519	49,1620	44,69	125 OCZESALA, Krzysztof
49	104	48,76	2,1329	48,7285	44,30	26 FILIPCZAK, Wojciech
50	104	51,85	2,0058	45,8245	41,66	119 LEMANSKI, Andrzej
51	68	34,57	1,9670	44,9389	40,85	31 NOWICKI, Grzegorz
52	104	58,32	1,7833	40,7407	37,04	36 WOLOSZ, Artur
53	74	42,11	1,7573	40,1476	36,50	148 MACZEK, Jaroslaw
54	67	44,60	1,5022	34,3205	31,20	74 POLONSKI, Krzysztof
55	106	74,95	1,4143	32,3108	29,37	140 MARKOWSKI, Marek
56	48	34,93	1,3742	31,3947	28,54	45 GIRYCKI, Rafal
57	50	36,98	1,3521	30,8899	28,08	150 STADNICKI, Jakub
58	81	67,25	1,2045	27,5173	25,02	146 WISNIEWSKI, Arkadiusz
59	1	72,68	0,0138	0,3143	0,29	91 STOKOWSKA, Aneta



# CLASSIC -- Overall Stage Results

## IPSC POLISH OPEN 2013

Printed lipiec 14, 2013 at 16:45




### Stage 3 -- 3

	<b>PTS</b>	<b>TIME</b>	<b>HIT FACTOR</b>	<b>STAGE POINTS</b>	<b>STAGE PERCENT</b>	<b>COMPETITOR # Name</b>
1	104	30,59	3,3998	110,0000	100,00	37 SOKOLOWSKI, Leszek
2	107	43,53	2,4581	79,5305	72,30	19 JACEK, Zdzislaw
3	83	97,99	0,8470	27,4053	24,91	62 KLUK, Alice

# REVOLVER -- Overall Stage Results

## IPSC POLISH OPEN 2013

Printed lipiec 14, 2013 at 16:45



### Stage 3 -- 3

	<b>PTS</b>	<b>TIME</b>	<b>HIT FACTOR</b>	<b>STAGE POINTS</b>	<b>STAGE PERCENT</b>	<b>COMPETITOR # Name</b>
1	93	30,59	3,0402	110,0000	100,00	38 GALAZKA, Marcin

# OPEN -- Overall Stage Results

## IPSC POLISH OPEN 2013

Printed lipiec 14, 2013 at 16:45



### Stage 4 -- 4

	<b>PTS</b>	<b>TIME</b>	<b>HIT FACTOR</b>	<b>STAGE POINTS</b>	<b>STAGE PERCENT</b>	<b>COMPETITOR # Name</b>
1	124	23,23	5,3379	125,0000	100,00	117 BEKTEMIROV, Renat
2	123	24,14	5,0953	119,3178	95,45	72 SZABO, Alexander
3	124	25,62	4,8400	113,3392	90,67	32 CZAUDERNA, Slawomir
4	125	30,93	4,0414	94,6384	75,71	112 KUTRA, Vaidotas
5	121	31,46	3,8462	90,0667	72,05	39 PAWLIK, Celina
6	108	28,20	3,8298	89,6834	71,75	27 MICHALOWSKI, Krzysztof
7	122	35,85	3,4031	79,6908	63,75	90 SWIATEK, Janusz
8	124	38,20	3,2461	76,0144	60,81	76 KLACZYNSKI, Krzysztof
9	123	38,72	3,1767	74,3887	59,51	133 KOPUT, Jurand
10	125	39,55	3,1606	74,0118	59,21	155 Kulis, Janusz
11	123	43,07	2,8558	66,8756	53,50	80 TROCKI, Sebastian

# STANDARD -- Overall Stage Results

## IPSC POLISH OPEN 2013

Printed lipiec 14, 2013 at 16:45



### Stage 4 -- 4

	PTS	TIME	HIT FACTOR	STAGE POINTS	STAGE PERCENT	COMPETITOR # Name
1	125	25,27	4,9466	125,0000	100,00	2 KAUFMANIS, Eriks
2	125	26,02	4,8040	121,3970	97,12	94 CIESIELSKI, Marcin
3	124	28,99	4,2773	108,0883	86,47	98 SWIERCZEK, Zbigniew
4	113	27,36	4,1301	104,3680	83,49	73 GRUBIAK, Stanislaw
5	120	29,74	4,0350	101,9637	81,57	120 SIODA, Wieslaw
6	125	31,14	4,0141	101,4371	81,15	104 BOJANOWSKI, Piotr
7	123	33,44	3,6782	92,9489	74,36	21 ZAWORSKI, Radoslaw
8	125	34,10	3,6657	92,6320	74,11	33 ESALNIEKS, Aleksandr
9	123	34,02	3,6155	91,3642	73,09	85 WILCZYNSKI, Artur
10	125	35,01	3,5704	90,2242	72,18	70 WIDLA, Radoslaw
11	123	36,09	3,4081	86,1239	68,90	34 WOCHNIK, Michal
12	115	34,18	3,3645	85,0219	68,02	11 WYZGALA, Robert
13	123	38,32	3,2098	81,1120	64,89	22 MADAJEWSKI, Leszek
14	121	38,47	3,1453	79,4819	63,59	123 WOJDYLO, Wojciech
15	124	39,93	3,1054	78,4743	62,78	1 BIELINSKI, Jarek
16	121	39,40	3,0711	77,6058	62,08	28 KORZEKWA, Witold
17	123	40,07	3,0696	77,5695	62,06	14 MIKSZA, Maciej
18	122	40,19	3,0356	76,7091	61,37	52 NOGA, Tadeusz
19	125	41,35	3,0230	76,3906	61,11	115 SIUNIAKOV, Andrej
20	123	41,26	2,9811	75,3323	60,27	71 BURZEC, Wieslaw
21	123	41,61	2,9560	74,6986	59,76	77 MITULSKI, Leszek
22	121	42,41	2,8531	72,0979	57,68	113 AMER, Andrzej
23	121	44,04	2,7475	69,4294	55,54	25 LEWANDOWSKI, Jaroslaw
24	121	44,86	2,6973	68,1603	54,53	44 VONGRAVROCK-GOES, Anton
25	123	48,06	2,5593	64,6735	51,74	136 GLUCH, Marcin
26	115	45,32	2,5375	64,1229	51,30	46 BIELINSKI, Artur
27	125	49,52	2,5242	63,7874	51,03	87 KANIEWSKI, Andrzej
28	121	48,61	2,4892	62,9021	50,32	54 WEGLARCZYK, Mariusz
29	119	49,96	2,3819	60,1908	48,15	121 SIODA, Katarzyna
30	121	51,07	2,3693	59,8721	47,90	114 BUSZKIEWICZ, Lechoslaw
31	115	49,07	2,3436	59,2225	47,38	128 KALWASINSKI, Wojciech
32	123	54,75	2,2466	56,7710	45,42	15 CZAPLA, Aleksandra
33	119	55,34	2,1503	54,3392	43,47	88 CZUBASIEWICZ, Jacek
34	123	57,27	2,1477	54,2729	43,42	135 SANECZNIK, Krzysztof
35	121	59,46	2,0350	51,4240	41,14	111 MIKSZA, Krystian
36	121	60,32	2,0060	50,6908	40,55	142 WARANAWITCHIUS, Gerutis
37	125	63,00	1,9841	50,1389	40,11	141 LABE, Krzysztof
38	121	62,68	1,9304	48,7822	39,03	81 PYTEL, Grzegorz
39	111	69,10	1,6064	40,5929	32,47	126 LEMKE, Adam
40	117	86,08	1,3592	34,3470	27,48	102 SZEPELAK, Tomasz
41	123	96,27	1,2777	32,2864	25,83	61 KLUK, Peter Josef
42	0	14,70	0,0000	0,0000	0,00	78 TOMCZAK, Andrzej

**PRODUCTION -- Overall Stage Results****IPSC POLISH OPEN 2013**

Printed lipiec 14, 2013 at 16:45

**Stage 4 -- 4**

	<b>PTS</b>	<b>TIME</b>	<b>HIT FACTOR</b>	<b>STAGE POINTS</b>	<b>STAGE PERCENT</b>	<b>COMPETITOR # Name</b>
1	121	27,96	4,3276	125,0000	100,00	105 GRINCENKO, Vitalijus
2	123	28,84	4,2649	123,1889	98,55	40 GRZELKA, Krzysztof
3	123	30,08	4,0891	118,1106	94,49	116 GROMOV, Andrej
4	125	31,08	4,0219	116,1692	92,94	41 REDECKI, Tomasz
5	123	30,75	4,0000	115,5372	92,43	17 LEWANDOWSKI, Przemyslaw
6	121	30,31	3,9921	115,3085	92,25	13 TAUSIEWICZ, Marcin
7	125	31,50	3,9683	114,6202	91,70	97 MENKELIUNAS, Tomas
8	123	31,60	3,8924	112,4294	89,94	56 BORKOWSKI, Lukasz
9	119	31,38	3,7922	109,5357	87,63	106 KAZANSKIS, Marius
10	121	32,79	3,6901	106,5874	85,27	122 SKOWRON, Marcin
11	125	33,95	3,6819	106,3487	85,08	129 MIZURO, Maciej
12	121	34,72	3,4850	100,6624	80,53	59 MICHALIK, Krzysztof
13	119	34,24	3,4755	100,3864	80,31	45 GIRYCKI, Rafal
14	125	36,28	3,4454	99,5187	79,61	65 LOZINSKA, Aniela
15	123	36,71	3,3506	96,7793	77,42	51 SEVOLA, Mauri
16	125	37,46	3,3369	96,3838	77,11	64 CZARNECKI, Rafal
17	121	36,36	3,3278	96,1221	76,90	99 GAWEDA, Boguslaw
18	121	37,23	3,2501	93,8759	75,10	124 GDOWSKI, Jacek
19	123	37,87	3,2480	93,8148	75,05	57 JAZWINSKI, Arkadiusz
20	121	37,44	3,2318	93,3493	74,68	24 GORSKI, Dominik
21	125	38,78	3,2233	93,1031	74,48	154 ZDZITOWIECKI, Andrzej
22	125	39,71	3,1478	90,9226	72,74	110 PASEK, Albert
23	123	39,46	3,1171	90,0347	72,03	119 LEMANSKI, Andrzej
24	125	40,44	3,0910	89,2813	71,43	118 MUNIAK, Maciej
25	117	38,05	3,0749	88,8164	71,05	134 DUDA, Mariusz
26	125	40,79	3,0645	88,5153	70,81	150 STADNICKI, Jakub
27	123	41,63	2,9546	85,3415	68,27	9 GRUSZCZYNSKI, Jacek
28	123	41,68	2,9511	85,2392	68,19	67 KOLAKOWSKI, Jan
29	123	42,52	2,8928	83,5552	66,84	6 OSTRZYCKI, Jacek
30	119	41,23	2,8862	83,3672	66,69	31 NOWICKI, Grzegorz
31	110	38,41	2,8638	82,7199	66,18	53 MARKOWSKI, Robert
32	125	44,70	2,7964	80,7726	64,62	18 GOSSA, Dawid
33	121	43,33	2,7925	80,6600	64,53	10 BAJEROWSKI, Tomasz
34	125	45,77	2,7310	78,8844	63,11	20 KORNER, Stanislaw
35	123	45,13	2,7255	78,7230	62,98	68 KACZOROWSKI, Andrzej
36	123	45,24	2,7188	78,5316	62,83	29 KALETKA, Zbigniew
37	119	44,00	2,7045	78,1189	62,50	69 WADELEK, Pawel
38	115	43,39	2,6504	76,5544	61,24	3 CICHACZ, Wlodzimierz
39	123	47,40	2,5949	74,9529	59,96	66 MACHALA, Jakub
40	125	49,67	2,5166	72,6905	58,15	109 HOCZYK, Andrzej
41	119	48,76	2,4405	70,4929	56,39	125 OCZESALA, Krzysztof
42	123	50,43	2,4390	70,4495	56,36	47 SOWINSKI, Mateusz
43	119	50,22	2,3696	68,4435	54,75	92 GOLISZ, Marcin
44	125	54,65	2,2873	66,0666	52,85	130 BAZALA, Marcin
45	119	53,01	2,2449	64,8412	51,87	145 TRACEWSKI, Maciej
46	119	54,70	2,1755	62,8379	50,27	149 ORLOWSKI, Jan

# PRODUCTION -- Overall Stage Results

## IPSC POLISH OPEN 2013

Printed lipiec 14, 2013 at 16:45



### Stage 4 -- 4

	<b>PTS</b>	<b>TIME</b>	<b>HIT FACTOR</b>	<b>STAGE POINTS</b>	<b>STAGE PERCENT</b>	<b>COMPETITOR # Name</b>
47	121	56,52	2,1408	61,8365	49,47	86 CIAS, Mikolaj
48	121	56,59	2,1382	61,7600	49,41	43 KOPIEC, Marian
49	125	61,28	2,0398	58,9187	47,13	131 ROGOZINSKI, Stefan
50	123	68,39	1,7985	51,9487	41,56	146 WISNIEWSKI, Arkadiusz
51	123	68,87	1,7860	51,5866	41,27	74 POLONSKI, Krzysztof
52	123	73,16	1,6812	48,5616	38,85	108 LUCZAKOWSKI, Krzysztof
53	115	70,95	1,6209	46,8174	37,45	26 FILIPCZAK, Wojciech
54	125	78,36	1,5952	46,0763	36,86	148 MACZEK, Jaroslaw
55	76	53,03	1,4332	41,3956	33,12	143 PAWELA, Michal
56	115	100,30	1,1466	33,1176	26,49	36 WOLOSZ, Artur
57	82	88,91	0,9223	26,6394	21,31	91 STOKOWSKA, Aneta
58	56	154,60	0,3622	10,4626	8,37	140 MARKOWSKI, Marek
59	0	66,22	0,0000	0,0000	0,00	7 KACZMAREK, Wojciech

# CLASSIC -- Overall Stage Results

## IPSC POLISH OPEN 2013

Printed lipiec 14, 2013 at 16:45



### Stage 4 -- 4

	<b>PTS</b>	<b>TIME</b>	<b>HIT FACTOR</b>	<b>STAGE POINTS</b>	<b>STAGE PERCENT</b>	<b>COMPETITOR # Name</b>
1	121	31,20	3,8782	125,0000	100,00	37 SOKOLOWSKI, Leszek
2	121	44,90	2,6949	86,8597	69,49	19 JACEK, Zdzislaw
3	125	104,60	1,1950	38,5175	30,81	62 KLUK, Alice

# REVOLVER -- Overall Stage Results

## IPSC POLISH OPEN 2013

Printed lipiec 14, 2013 at 16:45



### Stage 4 -- 4


	<b>PTS</b>	<b>TIME</b>	<b>HIT FACTOR</b>	<b>STAGE POINTS</b>	<b>STAGE PERCENT</b>	<b>COMPETITOR # Name</b>
1	121	42,53	2,8451	125,0000	100,00	38 GALAZKA, Marcin



# OPEN -- Overall Stage Results

## IPSC POLISH OPEN 2013

Printed lipiec 14, 2013 at 16:45



### Stage 5 -- 5

	<b>PTS</b>	<b>TIME</b>	<b>HIT FACTOR</b>	<b>STAGE POINTS</b>	<b>STAGE PERCENT</b>	<b>COMPETITOR # Name</b>
1	154	25,18	6,1160	160,0000	100,00	112 KUTRA, Vaidotas
2	159	26,56	5,9864	156,6116	97,88	117 BEKTEMIROV, Renat
3	156	26,57	5,8713	153,5989	96,00	32 CZAUDERNA, Slawomir
4	156	27,68	5,6358	147,4394	92,15	72 SZABO, Alexander
5	156	29,17	5,3480	139,9082	87,44	27 MICHALOWSKI, Krzysztof
6	158	37,21	4,2462	111,0842	69,43	76 KLACZYNSKI, Krzysztof
7	152	35,88	4,2363	110,8271	69,27	39 PAWLIK, Celina
8	154	37,18	4,1420	108,3593	67,72	133 KOPUT, Jurand
9	158	40,38	3,9128	102,3637	63,98	155 Kulis, Janusz
10	156	42,04	3,7108	97,0771	60,67	80 TROCKI, Sebastian
11	159	45,63	3,4845	91,1594	56,97	90 SWIATEK, Janusz

# STANDARD -- Overall Stage Results

## IPSC POLISH OPEN 2013

Printed lipiec 14, 2013 at 16:45



### Stage 5 -- 5

	PTS	TIME	HIT FACTOR	STAGE POINTS	STAGE PERCENT	COMPETITOR # Name
1	156	29,15	5,3516	160,0000	100,00	33 ESALNIEKS, Aleksandr
2	157	29,35	5,3492	159,9284	99,96	94 CIESIELSKI, Marcin
3	160	30,35	5,2718	157,6142	98,51	73 GRUBIAK, Stanislaw
4	159	30,78	5,1657	154,4409	96,53	120 SIODA, Wieslaw
5	154	32,03	4,8080	143,7466	89,84	2 KAUFMANIS, Eriks
6	152	32,93	4,6159	138,0021	86,25	70 WIDLA, Radoslaw
7	154	33,71	4,5684	136,5828	85,36	98 SWIERCZEK, Zbigniew
8	156	35,34	4,4143	131,9751	82,48	52 NOGA, Tadeusz
9	159	36,02	4,4142	131,9737	82,48	34 WOCHNIK, Michal
10	148	34,03	4,3491	130,0270	81,27	104 BOJANOWSKI, Piotr
11	160	36,91	4,3349	129,6015	81,00	14 MIKSZA, Maciej
12	157	36,60	4,2896	128,2486	80,16	115 SIUNIAKOV, Andrej
13	156	37,03	4,2128	125,9519	78,72	1 BIELINSKI, Jarek
14	155	38,93	3,9815	119,0368	74,40	21 ZAWORSKI, Radoslaw
15	151	38,33	3,9395	117,7801	73,61	78 TOMCZAK, Andrzej
16	156	40,35	3,8662	115,5886	72,24	135 SANECZNIK, Krzysztof
17	150	38,83	3,8630	115,4936	72,18	85 WILCZYNSKI, Artur
18	123	33,73	3,6466	109,0242	68,14	11 WYZGALA, Robert
19	160	43,95	3,6405	108,8416	68,03	28 KORZEKWA, Witold
20	148	41,19	3,5931	107,4246	67,14	25 LEWANDOWSKI, Jaroslaw
21	150	43,15	3,4762	103,9308	64,96	113 AMER, Andrzej
22	157	45,45	3,4543	103,2761	64,55	22 MADAJEWSKI, Leszek
23	155	45,53	3,4043	101,7813	63,61	71 BURZEC, Wieslaw
24	152	46,05	3,3008	98,6842	61,68	46 BIELINSKI, Artur
25	158	48,68	3,2457	97,0377	60,65	77 MITULSKI, Leszek
26	158	48,86	3,2337	96,6802	60,43	142 WARANAWITCHIUS, Gerutis
27	119	37,76	3,1515	94,2213	58,89	88 CZUBASIEWICZ, Jacek
28	159	50,56	3,1448	94,0208	58,76	44 VONGRAVROCK-GOES, Anton
29	152	48,53	3,1321	93,6413	58,53	114 BUSZKIEWICZ, Lechoslaw
30	152	48,54	3,1314	93,6220	58,51	54 WEGLARCZYK, Mariusz
31	148	49,92	2,9647	88,6382	55,40	87 KANIEWSKI, Andrzej
32	135	46,07	2,9303	87,6091	54,76	128 KALWASINSKI, Wojciech
33	131	45,59	2,8734	85,9084	53,69	123 WOJDYLO, Wojciech
34	143	51,91	2,7548	82,3605	51,48	121 SIODA, Katarzyna
35	152	55,59	2,7343	81,7487	51,09	15 CZAPLA, Aleksandra
36	152	60,26	2,5224	75,4134	47,13	61 KLUK, Peter Josef
37	141	55,94	2,5206	75,3582	47,10	111 MIKSZA, Krystian
38	157	63,19	2,4846	74,2823	46,43	141 LABE, Krzysztof
39	154	67,86	2,2694	67,8486	42,41	81 PYTEL, Grzegorz
40	99	47,05	2,1041	62,9085	39,32	136 GLUCH, Marcin
41	152	74,13	2,0505	61,3033	38,31	102 SZEPELAK, Tomasz
42	51	60,10	0,8486	25,3705	15,86	126 LEMKE, Adam

# PRODUCTION -- Overall Stage Results

## IPSC POLISH OPEN 2013

Printed lipiec 14, 2013 at 16:45



### Stage 5 -- 5

	PTS	TIME	HIT FACTOR	STAGE POINTS	STAGE PERCENT	COMPETITOR # Name
1	154	26,23	5,8711	160,0000	100,00	105 GRINCENKO, Vitalijus
2	158	27,77	5,6896	155,0525	96,91	116 GROMOV, Andrej
3	154	28,85	5,3380	145,4697	90,92	40 GRZELKA, Krzysztof
4	158	29,97	5,2719	143,6706	89,79	13 TAUSIEWICZ, Marcin
5	154	30,50	5,0492	137,6000	86,00	56 BORKOWSKI, Lukasz
6	150	30,12	4,9801	135,7169	84,82	17 LEWANDOWSKI, Przemyslaw
7	156	32,76	4,7619	129,7712	81,11	97 MENKELIUNAS, Tomas
8	150	32,17	4,6627	127,0685	79,42	129 MIZURO, Maciej
9	150	32,73	4,5830	124,8943	78,06	154 ZDZITOWIECKI, Andrzej
10	152	33,32	4,5618	124,3186	77,70	122 SKOWRON, Marcin
11	150	35,56	4,2182	114,9548	71,85	118 MUNIAK, Maciej
12	158	37,66	4,1954	114,3337	71,46	53 MARKOWSKI, Robert
13	156	37,62	4,1467	113,0065	70,63	24 GORSKI, Dominik
14	148	35,83	4,1306	112,5674	70,35	86 CIAS, Mikolaj
15	150	36,87	4,0683	110,8704	69,29	67 KOLAKOWSKI, Jan
16	156	39,13	3,9867	108,6456	67,90	124 GDOWSKI, Jacek
17	150	38,22	3,9246	106,9543	66,85	7 KACZMAREK, Wojciech
18	129	32,94	3,9162	106,7244	66,70	145 TRACEWSKI, Maciej
19	156	39,89	3,9108	106,5757	66,61	45 GIRYCKI, Rafal
20	154	40,16	3,8347	104,5020	65,31	6 OSTRZYCKI, Jacek
21	152	39,80	3,8191	104,0778	65,05	99 GAWEDA, Boguslaw
22	146	38,51	3,7912	103,3182	64,57	51 SEVOLA, Mauri
23	154	41,05	3,7515	102,2363	63,90	106 KAZANSKIS, Marius
24	160	44,02	3,6347	99,0530	61,91	20 KORNER, Stanislaw
25	160	44,38	3,6052	98,2495	61,41	109 HOCZYK, Andrzej
26	142	39,48	3,5968	98,0187	61,26	65 LOZINSKA, Aniela
27	137	38,20	3,5864	97,7360	61,09	31 NOWICKI, Grzegorz
28	137	38,22	3,5845	97,6849	61,05	59 MICHALIK, Krzysztof
29	158	44,23	3,5722	97,3504	60,84	134 DUDA, Mariusz
30	160	45,91	3,4851	94,9752	59,36	150 STADNICKI, Jakub
31	158	45,56	3,4680	94,5085	59,07	18 GOSSA, Dawid
32	150	43,31	3,4634	94,3845	58,99	66 MACHALA, Jakub
33	154	45,01	3,4215	93,2415	58,28	10 BAJEROWSKI, Tomasz
34	131	38,42	3,4097	92,9205	58,08	68 KACZOROWSKI, Andrzej
35	146	42,86	3,4064	92,8321	58,02	92 GOLISZ, Marcin
36	146	44,46	3,2839	89,4913	55,93	3 CICHACZ, Wlodzimierz
37	148	45,54	3,2499	88,5658	55,35	131 ROGOZINSKI, Stefan
38	154	48,44	3,1792	86,6391	54,15	108 LUCZAKOWSKI, Krzysztof
39	146	46,41	3,1459	85,7312	53,58	9 GRUSZCZYNSKI, Jacek
40	137	43,66	3,1379	85,5134	53,45	57 JAZWINSKI, Arkadiusz
41	125	40,43	3,0918	84,2566	52,66	41 REDECKI, Tomasz
42	158	53,41	2,9582	80,6180	50,39	125 OCZESALA, Krzysztof
43	146	49,45	2,9525	80,4608	50,29	47 SOWINSKI, Mateusz
44	108	37,00	2,9189	79,5462	49,72	64 CZARNECKI, Rafal
45	156	55,02	2,8353	77,2683	48,29	119 LEMANSKI, Andrzej
46	121	43,12	2,8061	76,4723	47,80	69 WADELEK, Pawel

# PRODUCTION -- Overall Stage Results

## IPSC POLISH OPEN 2013

Printed lipiec 14, 2013 at 16:45



### Stage 5 -- 5

	<b>PTS</b>	<b>TIME</b>	<b>HIT FACTOR</b>	<b>STAGE POINTS</b>	<b>STAGE PERCENT</b>	<b>COMPETITOR # Name</b>
47	150	55,99	2,6790	73,0093	45,63	149 ORLOWSKI, Jan
48	131	49,62	2,6401	71,9469	44,97	29 KALETKA, Zbigniew
49	148	58,46	2,5316	68,9923	43,12	130 BAZALA, Marcin
50	148	59,30	2,4958	68,0150	42,51	26 FILIPCZAK, Wojciech
51	129	53,88	2,3942	65,2469	40,78	110 PASEK, Albert
52	152	64,39	2,3606	64,3314	40,21	148 MACZEK, Jaroslaw
53	115	52,38	2,1955	59,8315	37,39	143 PAWELA, Michal
54	139	74,31	1,8705	50,9759	31,86	146 WISNIEWSKI, Arkadiusz
55	116	67,89	1,7086	46,5639	29,10	43 KOPIEC, Marian
56	160	95,06	1,6831	45,8690	28,67	36 WOLOSZ, Artur
57	122	86,75	1,4063	38,3255	23,95	74 POLONSKI, Krzysztof
58	119	88,22	1,3489	36,7602	22,98	91 STOKOWSKA, Aneta
59	111	106,60	1,0413	28,3768	17,74	140 MARKOWSKI, Marek

# CLASSIC -- Overall Stage Results

## IPSC POLISH OPEN 2013

Printed lipiec 14, 2013 at 16:45



### Stage 5 -- 5

	<b>PTS</b>	<b>TIME</b>	<b>HIT FACTOR</b>	<b>STAGE POINTS</b>	<b>STAGE PERCENT</b>	<b>COMPETITOR # Name</b>
1	157	31,29	5,0176	160,0000	100,00	37 SOKOLOWSKI, Leszek
2	144	72,21	1,9942	63,5903	39,74	19 JACEK, Zdzislaw
3	121	112,75	1,0732	34,2212	21,39	62 KLUK, Alice

# REVOLVER -- Overall Stage Results

## IPSC POLISH OPEN 2013

Printed lipiec 14, 2013 at 16:45



### Stage 5 -- 5

	<b>PTS</b>	<b>TIME</b>	<b>HIT FACTOR</b>	<b>STAGE POINTS</b>	<b>STAGE PERCENT</b>	<b>COMPETITOR # Name</b>
1	157	37,09	4,2329	160,0000	100,00	38 GALAZKA, Marcin

# OPEN -- Overall Stage Results

## IPSC POLISH OPEN 2013

Printed lipiec 14, 2013 at 16:45



### Stage 6 -- CLC-65

	<b>PTS</b>	<b>TIME</b>	<b>HIT FACTOR</b>	<b>STAGE POINTS</b>	<b>STAGE PERCENT</b>	<b>COMPETITOR # Name</b>
1	30	3,46	8,6705	30,0000	100,00	112 KUTRA, Vaidotas
2	29	4,22	6,8720	23,7773	79,26	27 MICHALOWSKI, Krzysztof
3	30	4,86	6,1728	21,3580	71,19	155 Kulis, Janusz
4	29	4,90	5,9184	20,4776	68,26	72 SZABO, Alexander
5	30	5,12	5,8594	20,2734	67,58	80 TROCKI, Sebastian
6	29	5,02	5,7769	19,9880	66,63	39 PAWLIK, Celina
7	27	4,98	5,4217	18,7590	62,53	90 SWIATEK, Janusz
8	28	6,25	4,4800	15,5008	51,67	133 KOPUT, Jurand
9	30	6,73	4,4577	15,4235	51,41	32 CZAUDERNA, Slawomir
10	15	4,13	3,6320	12,5666	41,89	117 BEKTEMIROV, Renat
11	29	8,10	3,5802	12,3877	41,29	76 KLACZYNSKI, Krzysztof

# STANDARD -- Overall Stage Results

## IPSC POLISH OPEN 2013

Printed lipiec 14, 2013 at 16:45




### Stage 6 -- CLC-65

	PTS	TIME	HIT FACTOR	STAGE POINTS	STAGE PERCENT	COMPETITOR # Name
1	30	3,94	7,6142	30,0000	100,00	2 KAUFMANIS, Eriks
2	30	4,57	6,5646	25,8643	86,21	120 SIODA, Wieslaw
3	30	4,67	6,4240	25,3105	84,37	94 CIESIELSKI, Marcin
4	28	4,47	6,2640	24,6801	82,27	113 AMER, Andrzej
5	30	4,85	6,1856	24,3711	81,24	104 BOJANOWSKI, Piotr
6	30	4,87	6,1602	24,2710	80,90	135 SANECZNIK, Krzysztof
7	29	4,84	5,9917	23,6074	78,69	21 ZAWORSKI, Radoslaw
8	28	4,74	5,9072	23,2743	77,58	115 SIUNIAKOV, Andrej
9	29	4,98	5,8233	22,9438	76,48	22 MADAJEWSKI, Leszek
10	30	5,24	5,7252	22,5573	75,19	33 ESALNIEKS, Aleksandr
11	30	5,30	5,6604	22,3019	74,34	11 WYZGALA, Robert
12	29	5,23	5,5449	21,8470	72,82	70 WIDLA, Radoslaw
13	30	5,50	5,4545	21,4909	71,64	14 MIKSZA, Maciej
14	30	5,66	5,3004	20,8834	69,61	71 BURZEC, Wieslaw
15	30	5,68	5,2817	20,8099	69,37	87 KANIEWSKI, Andrzej
16	30	5,74	5,2265	20,5923	68,64	34 WOCHNIK, Michal
17	30	5,75	5,2174	20,5565	68,52	78 TOMCZAK, Andrzej
18	30	5,80	5,1724	20,3793	67,93	85 WILCZYNSKI, Artur
19	29	5,68	5,1056	20,1162	67,05	73 GRUBIAK, Stanislaw
20	26	5,19	5,0096	19,7380	65,79	81 PYTEL, Grzegorz
21	30	6,23	4,8154	18,9727	63,24	121 SIODA, Katarzyna
22	30	6,64	4,5181	17,8012	59,34	28 KORZEKWA, Witold
23	30	6,94	4,3228	17,0317	56,77	98 SWIERCZEK, Zbigniew
24	30	6,94	4,3228	17,0317	56,77	142 WARANAWITCHIUS, Gerutis
25	30	6,94	4,3228	17,0317	56,77	46 BIELINSKI, Artur
26	30	7,09	4,2313	16,6714	55,57	52 NOGA, Tadeusz
27	30	7,10	4,2254	16,6479	55,49	44 VONGRAVROCK-GOES, Anton
28	30	7,60	3,9474	15,5526	51,84	114 BUSZKIEWICZ, Lechoslaw
29	26	6,61	3,9334	15,4977	51,66	77 MITULSKI, Leszek
30	26	6,84	3,8012	14,9766	49,92	1 BIELINSKI, Jarek
31	28	7,99	3,5044	13,8073	46,02	25 LEWANDOWSKI, Jaroslaw
32	30	9,09	3,3003	13,0033	43,34	111 MIKSZA, Krystian
33	30	9,15	3,2787	12,9180	43,06	61 KLUK, Peter Josef
34	28	9,11	3,0735	12,1098	40,37	128 KALWASINSKI, Wojciech
35	28	9,42	2,9724	11,7113	39,04	88 CZUBASIEWICZ, Jacek
36	28	9,95	2,8141	11,0874	36,96	141 LABE, Krzysztof
37	28	10,68	2,6217	10,3296	34,43	123 WOJDYLO, Wojciech
38	28	10,71	2,6144	10,3007	34,34	136 GLUCH, Marcin
39	30	13,15	2,2814	8,9886	29,96	102 SZEPELAK, Tomasz
40	28	14,04	1,9943	7,8576	26,19	15 CZAPLA, Aleksandra
41	11	5,99	1,8364	7,2354	24,12	54 WEGLARCZYK, Mariusz
42	22	13,71	1,6047	6,3224	21,07	126 LEMKE, Adam



**PRODUCTION -- Overall Stage Results****IPSC POLISH OPEN 2013**

Printed lipiec 14, 2013 at 16:45

**Stage 6 -- CLC-65**

	<b>PTS</b>	<b>TIME</b>	<b>HIT FACTOR</b>	<b>STAGE POINTS</b>	<b>STAGE PERCENT</b>	<b>COMPETITOR # Name</b>
1	30	3,61	8,3102	30,0000	100,00	116 GROMOV, Andrej
2	30	3,64	8,2418	29,7527	99,18	105 GRINCENKO, Vitalijus
3	28	3,46	8,0925	29,2139	97,38	40 GRZELKA, Krzysztof
4	30	3,83	7,8329	28,2768	94,26	97 MENKELIUNAS, Tomas
5	30	4,00	7,5000	27,0750	90,25	118 MUNIAK, Maciej
6	30	4,41	6,8027	24,5578	81,86	13 TAUSIEWICZ, Marcin
7	28	4,17	6,7146	24,2398	80,80	106 KAZANSKIS, Marius
8	30	4,62	6,4935	23,4416	78,14	41 REDECKI, Tomasz
9	28	4,43	6,3205	22,8172	76,06	56 BORKOWSKI, Lukasz
10	28	4,50	6,2222	22,4622	74,87	129 MIZURO, Maciej
11	28	4,57	6,1269	22,1182	73,73	17 LEWANDOWSKI, Przemyslaw
12	28	4,69	5,9701	21,5522	71,84	145 TRACEWSKI, Maciej
13	28	4,81	5,8212	21,0146	70,05	86 CIAS, Mikolaj
14	30	5,34	5,6180	20,2809	67,60	24 GORSKI, Dominik
15	30	5,37	5,5866	20,1676	67,23	20 KORNER, Stanislaw
16	30	5,41	5,5453	20,0185	66,73	6 OSTRZYCKI, Jacek
17	26	4,75	5,4737	19,7600	65,87	45 GIRYCKI, Rafal
18	30	5,50	5,4545	19,6909	65,64	64 CZARNECKI, Rafal
19	26	4,81	5,4054	19,5135	65,05	53 MARKOWSKI, Robert
20	30	5,55	5,4054	19,5135	65,05	65 LOZINSKA, Aniela
21	30	5,59	5,3667	19,3739	64,58	59 MICHALIK, Krzysztof
22	30	5,67	5,2910	19,1005	63,67	122 SKOWRON, Marcin
23	30	6,06	4,9505	17,8713	59,57	7 KACZMAREK, Wojciech
24	30	6,13	4,8940	17,6672	58,89	29 KALETKA, Zbigniew
25	30	6,22	4,8232	17,4116	58,04	57 JAZWINSKI, Arkadiusz
26	28	5,84	4,7945	17,3082	57,69	67 KOLAKOWSKI, Jan
27	24	5,13	4,6784	16,8889	56,30	154 ZDZITOWIECKI, Andrzej
28	28	5,99	4,6745	16,8748	56,25	66 MACHALA, Jakub
29	30	6,69	4,4843	16,1883	53,96	150 STADNICKI, Jakub
30	30	6,74	4,4510	16,0682	53,56	143 PAWELA, Michal
31	28	6,46	4,3344	15,6471	52,16	68 KACZOROWSKI, Andrzej
32	28	6,65	4,2105	15,2000	50,67	124 GDOWSKI, Jacek
33	30	7,25	4,1379	14,9379	49,79	31 NOWICKI, Grzegorz
34	30	7,36	4,0761	14,7147	49,05	3 CICHACZ, Wlodzimierz
35	30	7,37	4,0706	14,6947	48,98	109 HOCZYK, Andrzej
36	28	7,23	3,8728	13,9806	46,60	47 SOWINSKI, Mateusz
37	28	7,24	3,8674	13,9613	46,54	69 WADELEK, Pawel
38	30	7,79	3,8511	13,9024	46,34	125 OCZESALA, Krzysztof
39	28	7,31	3,8304	13,8276	46,09	43 KOPIEC, Marian
40	30	7,92	3,7879	13,6742	45,58	134 DUDA, Mariusz
41	30	7,92	3,7879	13,6742	45,58	110 PASEK, Albert
42	30	7,95	3,7736	13,6226	45,41	149 ORLOWSKI, Jan
43	30	8,00	3,7500	13,5375	45,12	148 MACZEK, Jaroslaw
44	30	8,02	3,7406	13,5037	45,01	99 GAWEDA, Boguslaw
45	28	7,61	3,6794	13,2825	44,28	10 BAJEROWSKI, Tomasz
46	26	7,12	3,6517	13,1826	43,94	51 SEVOLA, Mauri

# PRODUCTION -- Overall Stage Results

## IPSC POLISH OPEN 2013

Printed lipiec 14, 2013 at 16:45



### Stage 6 -- CLC-65

	<b>PTS</b>	<b>TIME</b>	<b>HIT FACTOR</b>	<b>STAGE POINTS</b>	<b>STAGE PERCENT</b>	<b>COMPETITOR # Name</b>
47	30	8,24	3,6408	13,1432	43,81	92 GOLISZ, Marcin
48	28	8,11	3,4525	12,4636	41,55	130 BAZALA, Marcin
49	28	8,27	3,3857	12,2225	40,74	18 GOSSA, Dawid
50	30	9,33	3,2154	11,6077	38,69	146 WISNIEWSKI, Arkadiusz
51	30	9,62	3,1185	11,2578	37,53	108 LUCZAKOWSKI, Krzysztof
52	28	8,99	3,1146	11,2436	37,48	119 LEMANSKI, Andrzej
53	30	9,85	3,0457	10,9949	36,65	9 GRUSZCZYNSKI, Jacek
54	13	4,61	2,8200	10,1800	33,93	131 ROGOZINSKI, Stefan
55	30	12,84	2,3364	8,4346	28,12	74 POLONSKI, Krzysztof
56	30	13,08	2,2936	8,2798	27,60	140 MARKOWSKI, Marek
57	26	12,87	2,0202	7,2929	24,31	26 FILIPCZAK, Wojciech
58	30	16,78	1,7878	6,4541	21,51	36 WOLOSZ, Artur
59	30	23,66	1,2680	4,5773	15,26	91 STOKOWSKA, Aneta

# CLASSIC -- Overall Stage Results

## IPSC POLISH OPEN 2013

Printed lipiec 14, 2013 at 16:45



### Stage 6 -- CLC-65

	<b>PTS</b>	<b>TIME</b>	<b>HIT FACTOR</b>	<b>STAGE POINTS</b>	<b>STAGE PERCENT</b>	<b>COMPETITOR # Name</b>
1	30	4,13	7,2639	30,0000	100,00	37 SOKOLOWSKI, Leszek
2	30	9,64	3,1120	12,8527	42,84	19 JACEK, Zdzislaw
3	30	12,51	2,3981	9,9041	33,01	62 KLUK, Alice

# REVOLVER -- Overall Stage Results

## IPSC POLISH OPEN 2013

Printed lipiec 14, 2013 at 16:45




### Stage 6 -- CLC-65

	<b>PTS</b>	<b>TIME</b>	<b>HIT FACTOR</b>	<b>STAGE POINTS</b>	<b>STAGE PERCENT</b>	<b>COMPETITOR # Name</b>
1	29	4,82	6,0166	30,0000	100,00	38 GALAZKA, Marcin

# OPEN -- Overall Stage Results

## IPSC POLISH OPEN 2013

Printed lipiec 14, 2013 at 16:45



### Stage 7 -- CLC-41

	<b>PTS</b>	<b>TIME</b>	<b>HIT FACTOR</b>	<b>STAGE POINTS</b>	<b>STAGE PERCENT</b>	<b>COMPETITOR # Name</b>
1	58	5,84	9,9315	60,0000	100,00	72 SZABO, Alexander
2	57	7,00	8,1429	49,1941	81,99	112 KUTRA, Vaidotas
3	54	6,65	8,1203	49,0578	81,76	27 MICHALOWSKI, Krzysztof
4	58	7,67	7,5619	45,6845	76,14	32 CZAUDERNA, Slawomir
5	57	9,15	6,2295	37,6348	62,72	117 BEKTEMIROV, Renat
6	58	9,34	6,2099	37,5161	62,53	155 Kulis, Janusz
7	49	8,22	5,9611	36,0131	60,02	133 KOPUT, Jurand
8	55	9,93	5,5388	33,4618	55,77	76 KLACZYNSKI, Krzysztof
9	36	6,93	5,1948	31,3838	52,31	39 PAWLIK, Celina
10	46	10,74	4,2831	25,8756	43,13	90 SWIATEK, Janusz
11	26	10,03	2,5922	15,6606	26,10	80 TROCKI, Sebastian

# STANDARD -- Overall Stage Results

## IPSC POLISH OPEN 2013

Printed lipiec 14, 2013 at 16:45



### Stage 7 -- CLC-41

	PTS	TIME	HIT FACTOR	STAGE POINTS	STAGE PERCENT	COMPETITOR # Name
1	55	7,14	7,7031	60,0000	100,00	1 BIELINSKI, Jarek
2	50	6,74	7,4184	57,7826	96,30	120 SIODA, Wieslaw
3	59	8,01	7,3658	57,3728	95,62	94 CIESIELSKI, Marcin
4	56	8,07	6,9393	54,0507	90,08	70 WIDLA, Radoslaw
5	50	7,31	6,8399	53,2770	88,79	2 KAUFMANIS, Eriks
6	46	6,91	6,6570	51,8521	86,42	98 SWIERCZEK, Zbigniew
7	50	7,57	6,6050	51,4471	85,75	113 AMER, Andrzej
8	53	8,70	6,0920	47,4508	79,08	73 GRUBIAK, Stanislaw
9	48	8,33	5,7623	44,8831	74,81	135 SANECZNIK, Krzysztof
10	52	9,03	5,7586	44,8541	74,76	21 ZAWORSKI, Radoslaw
11	58	10,19	5,6919	44,3344	73,89	71 BURZEC, Wieslaw
12	42	7,42	5,6604	44,0892	73,48	104 BOJANOWSKI, Piotr
13	56	9,95	5,6281	43,8381	73,06	11 WYZGALA, Robert
14	52	9,42	5,5202	42,9971	71,66	115 SIUNIAKOV, Andrej
15	48	9,09	5,2805	41,1305	68,55	25 LEWANDOWSKI, Jaroslaw
16	58	11,12	5,2158	40,6266	67,71	87 KANIEWSKI, Andrzej
17	52	10,06	5,1690	40,2617	67,10	81 PYTEL, Grzegorz
18	40	7,85	5,0955	39,6896	66,15	33 ESALNIEKS, Aleksandr
19	48	9,52	5,0420	39,2727	65,45	52 NOGA, Tadeusz
20	44	8,85	4,9718	38,7254	64,54	136 GLUCH, Marcin
21	40	8,22	4,8662	37,9031	63,17	28 KORZEKWA, Witold
22	36	7,41	4,8583	37,8417	63,07	22 MADAJEWSKI, Leszek
23	52	10,83	4,8015	37,3991	62,33	78 TOMCZAK, Andrzej
24	56	11,98	4,6745	36,4098	60,68	44 VONGRAVROCK-GOES, Anton
25	48	11,17	4,2972	33,4715	55,79	77 MITULSKI, Leszek
26	56	13,40	4,1791	32,5514	54,25	102 SZEPELAK, Tomasz
27	46	11,10	4,1441	32,2791	53,80	14 MIKSZA, Maciej
28	46	11,40	4,0351	31,4297	52,38	121 SIODA, Katarzyna
29	54	13,54	3,9882	31,0643	51,77	15 CZAPLA, Aleksandra
30	52	13,15	3,9544	30,8010	51,33	85 WILCZYNSKI, Artur
31	35	8,94	3,9150	30,4942	50,82	54 WEGLARCZYK, Mariusz
32	37	9,76	3,7910	29,5283	49,21	88 CZUBASIEWICZ, Jacek
33	39	10,46	3,7285	29,0415	48,40	128 KALWASINSKI, Wojciech
34	31	8,55	3,6257	28,2411	47,07	114 BUSZKIEWICZ, Lechoslaw
35	42	11,90	3,5294	27,4909	45,82	34 WOCHNIK, Michal
36	54	15,33	3,5225	27,4371	45,73	123 WOJDYLO, Wojciech
37	38	10,80	3,5185	27,4061	45,68	46 BIELINSKI, Artur
38	50	14,41	3,4698	27,0267	45,04	61 KLUK, Peter Josef
39	55	18,41	2,9875	23,2700	38,78	142 WARANAWITCHIUS, Gerutis
40	54	20,87	2,5874	20,1539	33,59	111 MIKSZA, Krystian
41	0	10,96	0,0000	0,0000	0,00	141 LABE, Krzysztof
42	0	13,24	0,0000	0,0000	0,00	126 LEMKE, Adam

**PRODUCTION -- Overall Stage Results****IPSC POLISH OPEN 2013**

Printed lipiec 14, 2013 at 16:45

**Stage 7 -- CLC-41**

	<b>PTS</b>	<b>TIME</b>	<b>HIT FACTOR</b>	<b>STAGE POINTS</b>	<b>STAGE PERCENT</b>	<b>COMPETITOR # Name</b>
1	56	7,29	7,6818	60,0000	100,00	105 GRINCENKO, Vitalijus
2	58	7,61	7,6216	59,5298	99,22	116 GROMOV, Andrej
3	58	7,80	7,4359	58,0797	96,80	13 TAUSIEWICZ, Marcin
4	54	7,89	6,8441	53,4574	89,10	106 KAZANSKIS, Marius
5	44	6,83	6,4422	50,3179	83,86	6 OSTRZYCKI, Jacek
6	52	8,28	6,2802	49,0528	81,75	129 MIZURO, Maciej
7	50	8,01	6,2422	48,7560	81,26	154 ZDZITOWIECKI, Andrzej
8	54	8,92	6,0538	47,2846	78,81	59 MICHALIK, Krzysztof
9	46	7,67	5,9974	46,8439	78,07	56 BORKOWSKI, Lukasz
10	42	7,05	5,9574	46,5319	77,55	17 LEWANDOWSKI, Przemyslaw
11	52	8,84	5,8824	45,9454	76,58	134 DUDA, Mariusz
12	50	8,51	5,8754	45,8914	76,49	99 GAWEDA, Boguslaw
13	50	8,55	5,8480	45,6767	76,13	29 KALETKA, Zbigniew
14	56	9,97	5,6169	43,8716	73,12	131 ROGOZINSKI, Stefan
15	44	7,86	5,5980	43,7241	72,87	124 GDOWSKI, Jacek
16	54	9,70	5,5670	43,4823	72,47	53 MARKOWSKI, Robert
17	52	9,46	5,4968	42,9342	71,56	18 GOSSA, Dawid
18	54	9,87	5,4711	42,7334	71,22	68 KACZOROWSKI, Andrzej
19	54	10,08	5,3571	41,8431	69,74	110 PASEK, Albert
20	50	9,35	5,3476	41,7685	69,61	145 TRACEWSKI, Maciej
21	52	9,86	5,2738	41,1924	68,65	47 SOWINSKI, Mateusz
22	46	9,00	5,1111	39,9214	66,54	45 GIRYCKI, Rafal
23	54	10,57	5,1088	39,9034	66,51	57 JAZWINSKI, Arkadiusz
24	46	9,03	5,0941	39,7888	66,31	66 MACHALA, Jakub
25	44	8,65	5,0867	39,7308	66,22	24 GORSKI, Dominik
26	42	8,40	5,0000	39,0536	65,09	122 SKOWRON, Marcin
27	35	7,05	4,9645	38,7766	64,63	40 GRZELKA, Krzysztof
28	52	10,82	4,8059	37,5376	62,56	20 KORNER, Stanislaw
29	54	11,32	4,7703	37,2596	62,10	3 CICHACZ, Wlodzimierz
30	50	10,62	4,7081	36,7736	61,29	51 SEVOLA, Mauri
31	54	11,54	4,6794	36,5493	60,92	9 GRUSZCZYNSKI, Jacek
32	58	13,09	4,4309	34,6082	57,68	143 PAWELA, Michal
33	46	10,64	4,3233	33,7681	56,28	65 LOZINSKA, Aniela
34	54	12,71	4,2486	33,1848	55,31	69 WADELEK, Pawel
35	40	9,46	4,2283	33,0263	55,04	64 CZARNECKI, Rafal
36	48	11,41	4,2068	32,8584	54,76	43 KOPIEC, Marian
37	33	7,95	4,1509	32,4218	54,04	41 REDECKI, Tomasz
38	50	12,44	4,0193	31,3935	52,32	119 LEMANSKI, Andrzej
39	44	11,44	3,8462	30,0412	50,07	148 MACZEK, Jaroslaw
40	44	11,57	3,8029	29,7037	49,51	109 HOCZYK, Andrzej
41	40	10,83	3,6934	28,8484	48,08	7 KACZMAREK, Wojciech
42	36	9,97	3,6108	28,2032	47,01	125 OCZESALA, Krzysztof
43	40	11,12	3,5971	28,0961	46,83	86 CIAS, Mikołaj
44	29	8,57	3,3839	26,4307	44,05	10 BAJEROWSKI, Tomasz
45	48	14,53	3,3035	25,8028	43,00	31 NOWICKI, Grzegorz
46	40	12,37	3,2336	25,2570	42,09	74 POLONSKI, Krzysztof

# PRODUCTION -- Overall Stage Results

## IPSC POLISH OPEN 2013

Printed lipiec 14, 2013 at 16:45



### Stage 7 -- CLC-41

	<b>PTS</b>	<b>TIME</b>	<b>HIT FACTOR</b>	<b>STAGE POINTS</b>	<b>STAGE PERCENT</b>	<b>COMPETITOR # Name</b>
47	27	8,97	3,0100	23,5105	39,18	97 MENKELIUNAS, Tomas
48	19	6,77	2,8065	21,9208	36,53	67 KOLAKOWSKI, Jan
49	29	11,85	2,4473	19,1148	31,86	149 ORLOWSKI, Jan
50	29	12,24	2,3693	18,5058	30,84	26 FILIPCZAK, Wojciech
51	48	20,26	2,3692	18,5051	30,84	36 WOLOSZ, Artur
52	39	17,26	2,2596	17,6488	29,41	92 GOLISZ, Marcin
53	18	8,24	2,1845	17,0622	28,44	150 STADNICKI, Jakub
54	25	12,27	2,0375	15,9143	26,52	146 WISNIEWSKI, Arkadiusz
55	14	6,96	2,0115	15,7112	26,19	118 MUNIAK, Maciej
56	18	9,61	1,8730	14,6298	24,38	108 LUCZAKOWSKI, Krzysztof
57	19	12,27	1,5485	12,0948	20,16	130 BAZALA, Marcin
58	33	22,40	1,4732	11,5069	19,18	140 MARKOWSKI, Marek
59	0	18,74	0,0000	0,0000	0,00	91 STOKOWSKA, Aneta



# CLASSIC -- Overall Stage Results

## IPSC POLISH OPEN 2013

Printed lipiec 14, 2013 at 16:45



### Stage 7 -- CLC-41

	<b>PTS</b>	<b>TIME</b>	<b>HIT FACTOR</b>	<b>STAGE POINTS</b>	<b>STAGE PERCENT</b>	<b>COMPETITOR # Name</b>
1	56	8,16	6,8627	60,0000	100,00	37 SOKOLOWSKI, Leszek
2	57	11,54	4,9393	43,1840	71,97	19 JACEK, Zdzislaw
3	54	44,28	1,2195	10,6620	17,77	62 KLUK, Alice

# REVOLVER -- Overall Stage Results

## IPSC POLISH OPEN 2013

Printed lipiec 14, 2013 at 16:45




### Stage 7 -- CLC-41

	<b>PTS</b>	<b>TIME</b>	<b>HIT FACTOR</b>	<b>STAGE POINTS</b>	<b>STAGE PERCENT</b>	<b>COMPETITOR # Name</b>
1	54	8,05	6,7081	60,0000	100,00	38 GALAZKA, Marcin

# OPEN -- Overall Stage Results

## IPSC POLISH OPEN 2013

Printed lipiec 14, 2013 at 16:45



### Stage 8 -- 8

	<b>PTS</b>	<b>TIME</b>	<b>HIT FACTOR</b>	<b>STAGE POINTS</b>	<b>STAGE PERCENT</b>	<b>COMPETITOR # Name</b>
1	90	12,82	7,0203	90,0000	100,00	117 BEKTEMIROV, Renat
2	88	12,64	6,9620	89,2532	99,17	72 SZABO, Alexander
3	89	13,75	6,4727	82,9804	92,20	112 KUTRA, Vaidotas
4	84	15,89	5,2863	67,7709	75,30	39 PAWLIK, Celina
5	90	17,57	5,1224	65,6688	72,97	27 MICHALOWSKI, Krzysztof
6	88	18,76	4,6908	60,1365	66,82	155 Kulis, Janusz
7	89	19,61	4,5385	58,1836	64,65	76 KLACZYNSKI, Krzysztof
8	73	18,54	3,9374	50,4779	56,09	133 KOPUT, Jurand
9	90	24,09	3,7360	47,8954	53,22	32 CZAUDERNA, Slawomir
10	85	24,97	3,4041	43,6404	48,49	80 TROCKI, Sebastian
11	86	26,31	3,2687	41,9050	46,56	90 SWIATEK, Janusz

# STANDARD -- Overall Stage Results

## IPSC POLISH OPEN 2013

Printed lipiec 14, 2013 at 16:45



### Stage 8 -- 8

	PTS	TIME	HIT FACTOR	STAGE POINTS	STAGE PERCENT	COMPETITOR # Name
1	90	15,49	5,8102	90,0000	100,00	98 SWIERCZEK, Zbigniew
2	83	14,59	5,6888	88,1199	97,91	73 GRUBIAK, Stanislaw
3	86	15,15	5,6766	87,9300	97,70	120 SIODA, Wieslaw
4	89	15,93	5,5869	86,5417	96,16	94 CIESIELSKI, Marcin
5	86	18,04	4,7672	73,8437	82,05	33 ESALNIEKS, Aleksandr
6	89	18,68	4,7645	73,8014	82,00	115 SIUNIAKOV, Andrej
7	88	18,89	4,6585	72,1609	80,18	2 KAUFMANIS, Eriks
8	90	19,65	4,5802	70,9466	78,83	14 MIKSZA, Maciej
9	88	19,90	4,4221	68,4985	76,11	70 WIDLA, Radoslaw
10	87	20,01	4,3478	67,3478	74,83	21 ZAWORSKI, Radoslaw
11	90	20,93	4,3000	66,6077	74,01	85 WILCZYNSKI, Artur
12	86	20,76	4,1426	64,1686	71,30	71 BURZEC, Wieslaw
13	87	21,15	4,1135	63,7177	70,80	78 TOMCZAK, Andrzej
14	82	19,95	4,1103	63,6682	70,74	11 WYZGALA, Robert
15	90	23,08	3,8995	60,4029	67,11	52 NOGA, Tadeusz
16	90	23,56	3,8200	59,1723	65,75	114 BUSZKIEWICZ, Lechoslaw
17	88	23,59	3,7304	57,7838	64,20	25 LEWANDOWSKI, Jaroslaw
18	82	22,09	3,7121	57,5002	63,89	104 BOJANOWSKI, Piotr
19	89	24,01	3,7068	57,4182	63,80	142 WARANAWITCHIUS, Gerutis
20	88	23,80	3,6975	57,2739	63,64	34 WOCHNIK, Michal
21	86	23,60	3,6441	56,4466	62,72	113 AMER, Andrzej
22	84	23,19	3,6223	56,1087	62,34	81 PYTEL, Grzegorz
23	82	22,71	3,6107	55,9304	62,14	87 KANIEWSKI, Andrzej
24	73	20,30	3,5961	55,7030	61,89	22 MADAJEWSKI, Leszek
25	88	25,61	3,4362	53,2261	59,14	44 VONGRAVROCK-GOES, Anton
26	88	25,61	3,4362	53,2261	59,14	88 CZUBASIEWICZ, Jacek
27	88	26,35	3,3397	51,7313	57,48	121 SIODA, Katarzyna
28	75	22,84	3,2837	50,8647	56,52	1 BIELINSKI, Jarek
29	88	26,82	3,2811	50,8248	56,47	28 KORZEKWA, Witold
30	86	27,01	3,1840	49,3203	54,80	123 WOJDYLO, Wojciech
31	84	26,75	3,1402	48,6415	54,05	136 GLUCH, Marcin
32	90	28,67	3,1392	48,6257	54,03	77 MITULSKI, Leszek
33	83	27,57	3,0105	46,6329	51,81	135 SANECZNIK, Krzysztof
34	82	27,92	2,9370	45,4936	50,55	46 BIELINSKI, Artur
35	86	36,39	2,3633	36,6073	40,67	15 CZAPLA, Aleksandra
36	71	31,37	2,2633	35,0587	38,95	54 WEGLARCZYK, Mariusz
37	90	41,85	2,1505	33,3118	37,01	61 KLUK, Peter Josef
38	88	48,27	1,8231	28,2395	31,38	141 LABE, Krzysztof
39	84	51,25	1,6390	25,3885	28,21	102 SZEPELAK, Tomasz
40	38	25,64	1,4821	22,9571	25,51	111 MIKSZA, Krystian
41	44	31,34	1,4040	21,7473	24,16	128 KALWASINSKI, Wojciech
42	52	43,60	1,1927	18,4743	20,53	126 LEMKE, Adam

**PRODUCTION -- Overall Stage Results****IPSC POLISH OPEN 2013**

Printed lipiec 14, 2013 at 16:45

**Stage 8 -- 8**

	<b>PTS</b>	<b>TIME</b>	<b>HIT FACTOR</b>	<b>STAGE POINTS</b>	<b>STAGE PERCENT</b>	<b>COMPETITOR # Name</b>
1	90	15,73	5,7216	90,0000	100,00	13 TAUSIEWICZ, Marcin
2	86	15,47	5,5591	87,4454	97,16	41 REDECKI, Tomasz
3	88	16,75	5,2537	82,6412	91,82	40 GRZELKA, Krzysztof
4	84	16,45	5,1064	80,3234	89,25	106 KAZANSKIS, Marius
5	86	16,90	5,0888	80,0462	88,94	105 GRINCENKO, Vitalijus
6	86	17,23	4,9913	78,5131	87,24	97 MENKELIUNAS, Tomas
7	86	17,59	4,8891	76,9062	85,45	116 GROMOV, Andrej
8	88	18,26	4,8193	75,8072	84,23	118 MUNIAK, Maciej
9	84	18,69	4,4944	70,6966	78,55	6 OSTRZYCKI, Jacek
10	86	19,33	4,4490	69,9834	77,76	122 SKOWRON, Marcin
11	86	19,37	4,4399	69,8389	77,60	24 GORSKI, Dominik
12	90	20,35	4,4226	69,5676	77,30	86 CIAS, Mikolaj
13	86	19,55	4,3990	69,1959	76,88	154 ZDZITOWIECKI, Andrzej
14	86	19,69	4,3677	68,7039	76,34	129 MIZURO, Maciej
15	88	20,39	4,3158	67,8882	75,43	59 MICHALIK, Krzysztof
16	88	20,46	4,3011	67,6559	75,17	53 MARKOWSKI, Robert
17	88	20,62	4,2677	67,1309	74,59	64 CZARNECKI, Rafal
18	90	21,19	4,2473	66,8098	74,23	56 BORKOWSKI, Lukasz
19	73	17,62	4,1430	65,1697	72,41	29 KALETKA, Zbigniew
20	84	20,37	4,1237	64,8660	72,07	124 GDOWSKI, Jacek
21	90	22,13	4,0669	63,9720	71,08	18 GOSSA, Dawid
22	88	22,77	3,8647	60,7923	67,55	31 NOWICKI, Grzegorz
23	86	22,42	3,8359	60,3381	67,04	20 KORNER, Stanislaw
24	90	23,66	3,8039	59,8352	66,48	145 TRACEWSKI, Maciej
25	82	21,77	3,7667	59,2494	65,83	67 KOLAKOWSKI, Jan
26	90	24,16	3,7252	58,5969	65,11	134 DUDA, Mariusz
27	84	22,58	3,7201	58,5173	65,02	66 MACHALA, Jakub
28	88	23,70	3,7131	58,4068	64,90	130 BAZALA, Marcin
29	86	23,72	3,6256	57,0312	63,37	109 HOCZYK, Andrzej
30	90	24,90	3,6145	56,8554	63,17	3 CICHACZ, Wlodzimierz
31	88	24,97	3,5242	55,4361	61,60	110 PASEK, Albert
32	84	24,09	3,4869	54,8493	60,94	99 GAWEDA, Boguslaw
33	90	25,85	3,4816	54,7660	60,85	51 SEVOLA, Mauri
34	82	23,81	3,4439	54,1730	60,19	45 GIRYCKI, Rafal
35	86	25,44	3,3805	53,1753	59,08	131 ROGOZINSKI, Stefan
36	88	26,61	3,3070	52,0195	57,80	92 GOLISZ, Marcin
37	86	26,01	3,3064	52,0100	57,79	17 LEWANDOWSKI, Przemyslaw
38	90	27,90	3,2258	50,7419	56,38	7 KACZMAREK, Wojciech
39	84	26,61	3,1567	49,6550	55,17	65 LOZINSKA, Aniela
40	88	28,39	3,0997	48,7580	54,18	108 LUCZAKOWSKI, Krzysztof
41	88	29,16	3,0178	47,4705	52,75	125 OCZESALA, Krzysztof
42	88	29,35	2,9983	47,1632	52,40	57 JAZWINSKI, Arkadiusz
43	86	30,05	2,8619	45,0176	50,02	10 BAJEROWSKI, Tomasz
44	88	31,77	2,7699	43,5707	48,41	143 PAWELA, Michal
45	90	35,60	2,5281	39,7669	44,19	150 STADNICKI, Jakub
46	73	29,68	2,4596	38,6890	42,99	47 SOWINSKI, Mateusz

# PRODUCTION -- Overall Stage Results

## IPSC POLISH OPEN 2013

Printed lipiec 14, 2013 at 16:45



### Stage 8 -- 8

	<b>PTS</b>	<b>TIME</b>	<b>HIT FACTOR</b>	<b>STAGE POINTS</b>	<b>STAGE PERCENT</b>	<b>COMPETITOR # Name</b>
47	84	35,74	2,3503	36,9703	41,08	69 WADELEK, Pawel
48	88	37,45	2,3498	36,9623	41,07	9 GRUSZCZYNSKI, Jacek
49	71	30,36	2,3386	36,7862	40,87	148 MACZEK, Jaroslaw
50	67	29,74	2,2529	35,4375	39,37	149 ORLOWSKI, Jan
51	86	41,79	2,0579	32,3709	35,97	140 MARKOWSKI, Marek
52	84	40,93	2,0523	32,2824	35,87	26 FILIPCZAK, Wojciech
53	69	40,54	1,7020	26,7728	29,75	146 WISNIEWSKI, Arkadiusz
54	78	46,96	1,6610	26,1273	29,03	91 STOKOWSKA, Aneta
55	71	47,53	1,4938	23,4974	26,11	43 KOPIEC, Marian
56	82	58,89	1,3924	21,9029	24,34	119 LEMANSKI, Andrzej
57	90	64,93	1,3861	21,8035	24,23	36 WOLOSZ, Artur
58	73	56,37	1,2950	20,3706	22,63	74 POLONSKI, Krzysztof
59	0	0,00	0,0000	0,0000	0,00	68 KACZOROWSKI, Andrzej

# CLASSIC -- Overall Stage Results

## IPSC POLISH OPEN 2013

Printed lipiec 14, 2013 at 16:45



### Stage 8 -- 8

	<b>PTS</b>	<b>TIME</b>	<b>HIT FACTOR</b>	<b>STAGE POINTS</b>	<b>STAGE PERCENT</b>	<b>COMPETITOR # Name</b>
1	82	27,18	3,0169	90,0000	100,00	37 SOKOLOWSKI, Leszek
2	87	36,97	2,3533	70,2017	78,00	19 JACEK, Zdzislaw
3	86	110,50	0,7783	23,2174	25,80	62 KLUK, Alice

# REVOLVER -- Overall Stage Results

## IPSC POLISH OPEN 2013

Printed lipiec 14, 2013 at 16:45



### Stage 8 -- 8


	<b>PTS</b>	<b>TIME</b>	<b>HIT FACTOR</b>	<b>STAGE POINTS</b>	<b>STAGE PERCENT</b>	<b>COMPETITOR # Name</b>
1	85	24,54	3,4637	90,0000	100,00	38 GALAZKA, Marcin



# OPEN -- Overall Stage Results

## IPSC POLISH OPEN 2013

Printed lipiec 14, 2013 at 16:45



### Stage 9 -- 9

	<b>PTS</b>	<b>TIME</b>	<b>HIT FACTOR</b>	<b>STAGE POINTS</b>	<b>STAGE PERCENT</b>	<b>COMPETITOR # Name</b>
1	53	6,99	7,5823	55,0000	100,00	117 BEKTEMIROV, Renat
2	53	7,71	6,8742	49,8638	90,66	112 KUTRA, Vaidotas
3	55	8,17	6,7319	48,8320	88,79	27 MICHALOWSKI, Krzysztof
4	53	8,57	6,1844	44,8600	81,56	39 PAWLIK, Celina
5	52	8,46	6,1466	44,5858	81,07	32 CZAUDERNA, Slawomir
6	52	8,81	5,9024	42,8146	77,84	72 SZABO, Alexander
7	55	10,42	5,2783	38,2877	69,61	155 Kulis, Janusz
8	53	10,86	4,8803	35,4006	64,36	133 KOPUT, Jurand
9	52	11,18	4,6512	33,7385	61,34	90 SWIATEK, Janusz
10	42	13,91	3,0194	21,9021	39,82	76 KLACZYNSKI, Krzysztof
11	38	17,26	2,2016	15,9701	29,04	80 TROCKI, Sebastian

# STANDARD -- Overall Stage Results

## IPSC POLISH OPEN 2013

Printed lipiec 14, 2013 at 16:45



### Stage 9 -- 9

	PTS	TIME	HIT FACTOR	STAGE POINTS	STAGE PERCENT	COMPETITOR # Name
1	55	8,71	6,3146	55,0000	100,00	94 CIESIELSKI, Marcin
2	55	9,35	5,8824	51,2353	93,16	120 SIODA, Wieslaw
3	54	9,32	5,7940	50,4657	91,76	98 SWIERCZEK, Zbigniew
4	51	9,40	5,4255	47,2564	85,92	33 ESALNIEKS, Aleksandr
5	53	9,99	5,3053	46,2092	84,02	2 KAUFMANIS, Eriks
6	54	10,19	5,2993	46,1570	83,92	21 ZAWORSKI, Radoslaw
7	53	10,06	5,2684	45,8877	83,43	70 WIDLA, Radoslaw
8	53	10,64	4,9812	43,3863	78,88	73 GRUBIAK, Stanislaw
9	53	10,67	4,9672	43,2643	78,66	85 WILCZYNSKI, Artur
10	55	11,19	4,9151	42,8105	77,84	114 BUSZKIEWICZ, Lechoslaw
11	54	11,29	4,7830	41,6599	75,75	78 TOMCZAK, Andrzej
12	52	11,79	4,4105	38,4156	69,85	34 WOCHNIK, Michal
13	51	12,10	4,2149	36,7116	66,75	14 MIKSZA, Maciej
14	55	13,06	4,2113	36,6807	66,69	28 KORZEKWA, Witold
15	53	12,65	4,1897	36,4925	66,35	22 MADAJEWSKI, Leszek
16	55	13,17	4,1762	36,3743	66,14	104 BOJANOWSKI, Piotr
17	51	12,35	4,1296	35,9684	65,40	71 BURZEC, Wieslaw
18	51	12,44	4,0997	35,7082	64,92	52 NOGA, Tadeusz
19	53	13,01	4,0738	35,4827	64,51	11 WYZGALA, Robert
20	47	11,64	4,0378	35,1692	63,94	128 KALWASINSKI, Wojciech
21	51	12,94	3,9413	34,3284	62,42	88 CZUBASIEWICZ, Jacek
22	54	13,83	3,9046	34,0087	61,83	1 BIELINSKI, Jarek
23	49	12,68	3,8644	33,6585	61,20	113 AMER, Andrzej
24	54	14,05	3,8434	33,4762	60,87	115 SIUNIAKOV, Andrej
25	51	14,13	3,6093	31,4374	57,16	142 WARANAWITCHIUS, Gerutis
26	53	15,00	3,5333	30,7753	55,96	61 KLUK, Peter Josef
27	53	15,23	3,4800	30,3106	55,11	121 SIODA, Katarzyna
28	47	13,65	3,4432	29,9905	54,53	81 PYTEL, Grzegorz
29	51	14,92	3,4182	29,7728	54,13	87 KANIEWSKI, Andrzej
30	53	15,64	3,3887	29,5160	53,67	111 MIKSZA, Krystian
31	54	16,06	3,3624	29,2864	53,25	44 VONGRAVROCK-GOES, Anton
32	49	15,01	3,2645	28,4337	51,70	25 LEWANDOWSKI, Jaroslaw
33	47	14,50	3,2414	28,2324	51,33	54 WEGLARCZYK, Mariusz
34	40	13,02	3,0722	26,7588	48,65	46 BIELINSKI, Artur
35	41	14,07	2,9140	25,3810	46,15	77 MITULSKI, Leszek
36	41	14,60	2,8082	24,4596	44,47	136 GLUCH, Marcin
37	41	17,22	2,3810	20,7381	37,71	15 CZAPLA, Aleksandra
38	49	21,52	2,2770	19,8323	36,06	123 WOJDYLO, Wojciech
39	39	20,64	1,8895	16,4578	29,92	102 SZEPELAK, Tomasz
40	44	24,05	1,8295	15,9351	28,97	141 LABE, Krzysztof
41	24	17,39	1,3801	12,0207	21,86	135 SANECZNIK, Krzysztof
42	10	41,96	0,2383	2,0758	3,77	126 LEMKE, Adam

**PRODUCTION -- Overall Stage Results****IPSC POLISH OPEN 2013**

Printed lipiec 14, 2013 at 16:45

**Stage 9 -- 9**

	<b>PTS</b>	<b>TIME</b>	<b>HIT FACTOR</b>	<b>STAGE POINTS</b>	<b>STAGE PERCENT</b>	<b>COMPETITOR # Name</b>
1	53	8,76	6,0502	55,0000	100,00	116 GROMOV, Andrej
2	55	9,42	5,8386	53,0766	96,50	105 GRINCENKO, Vitalijus
3	53	9,37	5,6564	51,4194	93,49	129 MIZURO, Maciej
4	51	9,06	5,6291	51,1721	93,04	17 LEWANDOWSKI, Przemyslaw
5	51	9,33	5,4662	49,6912	90,35	122 SKOWRON, Marcin
6	55	10,14	5,4241	49,3078	89,65	13 TAUSIEWICZ, Marcin
7	55	10,37	5,3038	48,2142	87,66	24 GORSKI, Dominik
8	53	10,01	5,2947	48,1319	87,51	97 MENKELIUNAS, Tomas
9	55	10,67	5,1546	46,8586	85,20	29 KALETKA, Zbigniew
10	51	9,91	5,1463	46,7829	85,06	6 OSTRZYCKI, Jacek
11	49	9,53	5,1417	46,7406	84,98	67 KOLAKOWSKI, Jan
12	53	10,34	5,1257	46,5957	84,72	106 KAZANSKIS, Marius
13	51	10,46	4,8757	44,3230	80,59	69 WADELEK, Pawel
14	51	10,65	4,7887	43,5323	79,15	154 ZDZITOWIECKI, Andrzej
15	55	11,51	4,7785	43,4389	78,98	47 SOWINSKI, Mateusz
16	53	11,11	4,7705	43,3663	78,85	56 BORKOWSKI, Lukasz
17	55	11,55	4,7619	43,2884	78,71	64 CZARNECKI, Rafal
18	51	11,02	4,6279	42,0707	76,49	130 BAZALA, Marcin
19	51	11,19	4,5576	41,4315	75,33	59 MICHALIK, Krzysztof
20	53	11,87	4,4650	40,5897	73,80	31 NOWICKI, Grzegorz
21	53	12,00	4,4167	40,1500	73,00	86 CIAS, Mikolaj
22	49	11,20	4,3750	39,7712	72,31	110 PASEK, Albert
23	53	12,36	4,2880	38,9806	70,87	41 REDECKI, Tomasz
24	49	11,47	4,2720	38,8350	70,61	18 GOSSA, Dawid
25	53	12,76	4,1536	37,7586	68,65	149 ORLOWSKI, Jan
26	55	13,57	4,0531	36,8446	66,99	143 PAWELA, Michal
27	45	11,44	3,9336	35,7583	65,02	65 LOZINSKA, Aniela
28	41	10,62	3,8606	35,0954	63,81	40 GRZELKA, Krzysztof
29	47	12,26	3,8336	34,8496	63,36	109 HOCZYK, Andrzej
30	53	13,86	3,8240	34,7619	63,20	134 DUDA, Mariusz
31	51	13,43	3,7975	34,5211	62,77	150 STADNICKI, Jakub
32	55	14,55	3,7801	34,3630	62,48	118 MUNIAK, Maciej
33	47	13,04	3,6043	32,7651	59,57	51 SEVOLA, Mauri
34	45	12,57	3,5800	32,5438	59,17	10 BAJEROWSKI, Tomasz
35	45	12,67	3,5517	32,2869	58,70	53 MARKOWSKI, Robert
36	51	14,37	3,5491	32,2630	58,66	57 JAZWINSKI, Arkadiusz
37	49	14,55	3,3677	30,6143	55,66	92 GOLISZ, Marcin
38	51	15,30	3,3333	30,3019	55,09	7 KACZMAREK, Wojciech
39	53	16,38	3,2357	29,4139	53,48	125 OCZESALA, Krzysztof
40	40	12,40	3,2258	29,3244	53,32	3 CICHACZ, Wlodzimierz
41	38	11,96	3,1773	28,8831	52,51	131 ROGOZINSKI, Stefan
42	49	15,68	3,1250	28,4080	51,65	108 LUCZAKOWSKI, Krzysztof
43	47	15,28	3,0759	27,9618	50,84	119 LEMANSKI, Andrzej
44	45	14,90	3,0201	27,4547	49,92	66 MACHALA, Jakub
45	51	17,21	2,9634	26,9389	48,98	145 TRACEWSKI, Maciej
46	49	16,60	2,9518	26,8336	48,79	26 FILIPCZAK, Wojciech

# PRODUCTION -- Overall Stage Results

## IPSC POLISH OPEN 2013

Printed lipiec 14, 2013 at 16:45



### Stage 9 -- 9

	<b>PTS</b>	<b>TIME</b>	<b>HIT FACTOR</b>	<b>STAGE POINTS</b>	<b>STAGE PERCENT</b>	<b>COMPETITOR # Name</b>
47	33	11,43	2,8871	26,2457	47,72	45 GIRYCKI, Rafal
48	41	14,42	2,8433	25,8470	46,99	20 KORNER, Stanislav
49	39	14,12	2,7620	25,1085	45,65	99 GAWEDA, Boguslaw
50	51	18,94	2,6927	24,4783	44,51	43 KOPIEC, Marian
51	43	17,77	2,4198	21,9974	40,00	9 GRUSZCZYNSKI, Jacek
52	43	18,99	2,2643	20,5842	37,43	124 GDOWSKI, Jacek
53	45	22,43	2,0062	18,2379	33,16	91 STOKOWSKA, Aneta
54	45	23,20	1,9397	17,6326	32,06	74 POLONSKI, Krzysztof
55	40	21,95	1,8223	16,5660	30,12	146 WISNIEWSKI, Arkadiusz
56	51	36,62	1,3927	12,6603	23,02	140 MARKOWSKI, Marek
57	33	50,37	0,6552	5,9557	10,83	36 WOLOSZ, Artur
58	0	4,45	0,0000	0,0000	0,00	148 MACZEK, Jaroslaw
59	0	0,00	0,0000	0,0000	0,00	68 KACZOROWSKI, Andrzej

# CLASSIC -- Overall Stage Results

## IPSC POLISH OPEN 2013

Printed lipiec 14, 2013 at 16:45



### Stage 9 -- 9

	<b>PTS</b>	<b>TIME</b>	<b>HIT FACTOR</b>	<b>STAGE POINTS</b>	<b>STAGE PERCENT</b>	<b>COMPETITOR # Name</b>
1	55	13,00	4,2308	55,0000	100,00	37 SOKOLOWSKI, Leszek
2	51	19,00	2,6842	34,8947	63,44	19 JACEK, Zdzislaw
3	55	29,52	1,8631	24,2209	44,04	62 KLUK, Alice

# REVOLVER -- Overall Stage Results

## IPSC POLISH OPEN 2013

Printed lipiec 14, 2013 at 16:45




### Stage 9 -- 9

	<b>PTS</b>	<b>TIME</b>	<b>HIT FACTOR</b>	<b>STAGE POINTS</b>	<b>STAGE PERCENT</b>	<b>COMPETITOR # Name</b>
1	49	12,39	3,9548	55,0000	100,00	38 GALAZKA, Marcin

# OPEN -- Overall Stage Results

## IPSC POLISH OPEN 2013

Printed lipiec 14, 2013 at 16:45



### Stage 10 -- 10

	<b>PTS</b>	<b>TIME</b>	<b>HIT FACTOR</b>	<b>STAGE POINTS</b>	<b>STAGE PERCENT</b>	<b>COMPETITOR # Name</b>
1	65	10,23	6,3539	65,0000	100,00	72 SZABO, Alexander
2	65	11,38	5,7118	58,4315	89,89	117 BEKTEMIROV, Renat
3	59	11,69	5,0470	51,6313	79,43	112 KUTRA, Vaidotas
4	60	12,21	4,9140	50,2703	77,34	27 MICHALOWSKI, Krzysztof
5	56	13,93	4,0201	41,1256	63,27	32 CZAUDERNA, Slawomir
6	59	16,16	3,6510	37,3496	57,46	133 KOPUT, Jurand
7	62	17,18	3,6088	36,9185	56,80	90 SWIATEK, Janusz
8	58	17,18	3,3760	34,5367	53,13	39 PAWLIK, Celina
9	45	16,96	2,6533	27,1433	41,76	76 KLACZYNSKI, Krzysztof
10	31	17,33	1,7888	18,2995	28,15	155 Kulis, Janusz
11	28	17,17	1,6308	16,6826	25,67	80 TROCKI, Sebastian

# STANDARD -- Overall Stage Results

## IPSC POLISH OPEN 2013

Printed lipiec 14, 2013 at 16:45



### Stage 10 -- 10

	PTS	TIME	HIT FACTOR	STAGE POINTS	STAGE PERCENT	COMPETITOR # Name
1	64	13,51	4,7372	65,0000	100,00	94 CIESIELSKI, Marcin
2	61	13,49	4,5219	62,0450	95,45	120 SIODA, Wieslaw
3	61	13,51	4,5152	61,9531	95,31	70 WIDLA, Radoslaw
4	57	12,67	4,4988	61,7287	94,97	73 GRUBIAK, Stanislaw
5	59	14,17	4,1637	57,1309	87,89	21 ZAWORSKI, Radoslaw
6	62	15,69	3,9516	54,2197	83,41	115 SIUNIAKOV, Andrej
7	61	15,57	3,9178	53,7564	82,70	2 KAUFMANIS, Eriks
8	57	15,27	3,7328	51,2182	78,80	22 MADAJEWSKI, Leszek
9	60	16,48	3,6408	49,9554	76,85	71 BURZEC, Wieslaw
10	57	16,98	3,3569	46,0602	70,86	46 BIELINSKI, Artur
11	55	16,53	3,3273	45,6540	70,24	114 BUSZKIEWICZ, Lechoslaw
12	45	14,24	3,1601	43,3602	66,71	98 SWIERCZEK, Zbigniew
13	57	18,43	3,0928	42,4364	65,29	85 WILCZYNSKI, Artur
14	48	15,78	3,0418	41,7372	64,21	104 BOJANOWSKI, Piotr
15	46	15,39	2,9890	41,0117	63,09	33 ESALNIEKS, Aleksandr
16	60	20,08	2,9880	40,9993	63,08	52 NOGA, Tadeusz
17	61	21,35	2,8571	39,2031	60,31	135 SANECZNIK, Krzysztof
18	48	16,83	2,8520	39,1332	60,20	54 WEGLARCZYK, Mariusz
19	49	18,70	2,6203	35,9537	55,31	28 KORZEKWA, Witold
20	45	17,18	2,6193	35,9400	55,29	78 TOMCZAK, Andrzej
21	59	22,61	2,6095	35,8047	55,08	14 MIKSZA, Maciej
22	53	20,59	2,5741	35,3190	54,34	88 CZUBASIEWICZ, Jacek
23	60	23,33	2,5718	35,2879	54,29	44 VONGRAVROCK-GOES, Anton
24	49	20,72	2,3649	32,4485	49,92	81 PYTEL, Grzegorz
25	42	17,92	2,3438	32,1588	49,48	113 AMER, Andrzej
26	35	15,05	2,3256	31,9095	49,09	34 WOCHNIK, Michal
27	43	19,81	2,1706	29,7833	45,82	1 BIELINSKI, Jarek
28	46	22,24	2,0683	28,3800	43,66	142 WARANAWITCHIUS, Gerutis
29	29	14,64	1,9809	27,1798	41,82	11 WYZGALA, Robert
30	44	23,58	1,8660	25,6034	39,39	121 SIODA, Katarzyna
31	35	19,57	1,7885	24,5395	37,75	25 LEWANDOWSKI, Jaroslaw
32	55	32,40	1,6975	23,2920	35,83	111 MIKSZA, Krystian
33	29	18,28	1,5864	21,7676	33,49	123 WOJDYLO, Wojciech
34	31	20,54	1,5093	20,7086	31,86	87 KANIEWSKI, Andrzej
35	27	18,05	1,4958	20,5246	31,58	136 GLUCH, Marcin
36	46	33,66	1,3666	18,7513	28,85	102 SZEPELAK, Tomasz
37	29	23,35	1,2420	17,0412	26,22	77 MITULSKI, Leszek
38	45	38,61	1,1655	15,9920	24,60	141 LABE, Krzysztof
39	20	20,43	0,9790	13,4323	20,67	128 KALWASINSKI, Wojciech
40	19	24,32	0,7813	10,7196	16,49	15 CZAPLA, Aleksandra
41	27	39,16	0,6895	9,4604	14,55	126 LEMKE, Adam
42	14	20,61	0,6793	9,3205	14,34	61 KLUK, Peter Josef



**PRODUCTION -- Overall Stage Results****IPSC POLISH OPEN 2013**

Printed lipiec 14, 2013 at 16:45

**Stage 10 -- 10**

	<b>PTS</b>	<b>TIME</b>	<b>HIT FACTOR</b>	<b>STAGE POINTS</b>	<b>STAGE PERCENT</b>	<b>COMPETITOR # Name</b>
1	59	13,14	4,4901	65,0000	100,00	17 LEWANDOWSKI, Przemyslaw
2	53	13,09	4,0489	58,6129	90,17	105 GRINCENKO, Vitalijus
3	61	15,14	4,0291	58,3258	89,73	106 KAZANSKIS, Marius
4	61	15,20	4,0132	58,0956	89,38	56 BORKOWSKI, Lukasz
5	63	16,05	3,9252	56,8227	87,42	53 MARKOWSKI, Robert
6	57	14,79	3,8540	55,7909	85,83	116 GROMOV, Andrej
7	51	13,72	3,7172	53,8112	82,79	41 REDECKI, Tomasz
8	57	15,63	3,6468	52,7925	81,22	97 MENKELIUNAS, Tomas
9	55	15,39	3,5737	51,7346	79,59	29 KALETKA, Zbigniew
10	55	15,54	3,5393	51,2352	78,82	122 SKOWRON, Marcin
11	63	17,84	3,5314	51,1214	78,65	57 JAZWINSKI, Arkadiusz
12	55	15,66	3,5121	50,8426	78,22	154 ZDZITOWIECKI, Andrzej
13	55	15,68	3,5077	50,7777	78,12	86 CIAS, Mikolaj
14	55	15,74	3,4943	50,5842	77,82	129 MIZURO, Maciej
15	53	15,17	3,4937	50,5763	77,81	67 KOLAKOWSKI, Jan
16	57	17,14	3,3256	48,1416	74,06	13 TAUSIEWICZ, Marcin
17	57	18,04	3,1596	45,7399	70,37	134 DUDA, Mariusz
18	53	16,92	3,1324	45,3453	69,76	69 WADELEK, Pawel
19	59	19,21	3,0713	44,4612	68,40	47 SOWINSKI, Mateusz
20	40	13,80	2,8986	41,9602	64,55	31 NOWICKI, Grzegorz
21	51	18,15	2,8099	40,6771	62,58	6 OSTRZYCKI, Jacek
22	53	19,23	2,7561	39,8982	61,38	150 STADNICKI, Jakub
23	42	15,38	2,7308	39,5321	60,82	64 CZARNECKI, Rafal
24	63	23,11	2,7261	39,4637	60,71	51 SEVOLA, Mauri
25	57	21,13	2,6976	39,0510	60,08	118 MUNIAK, Maciej
26	55	20,61	2,6686	38,6315	59,43	124 GDOWSKI, Jacek
27	42	15,74	2,6684	38,6279	59,43	65 LOZINSKA, Aniela
28	63	23,74	2,6537	38,4164	59,10	145 TRACEWSKI, Maciej
29	48	18,15	2,6446	38,2844	58,90	99 GAWEDA, Boguslaw
30	51	19,57	2,6060	37,7256	58,04	59 MICHALIK, Krzysztof
31	46	19,28	2,3859	34,5388	53,14	131 ROGOZINSKI, Stefan
32	38	15,93	2,3854	34,5322	53,13	40 GRZELKA, Krzysztof
33	42	17,90	2,3464	33,9667	52,26	24 GORSKI, Dominik
34	32	13,89	2,3038	33,3507	51,31	10 BAJEROWSKI, Tomasz
35	61	26,81	2,2753	32,9374	50,67	66 MACHALA, Jakub
36	55	24,34	2,2597	32,7114	50,33	149 ORLOWSKI, Jan
37	40	18,73	2,1356	30,9157	47,56	20 KORNER, Stanislaw
38	42	19,89	2,1116	30,5683	47,03	143 PAWELA, Michal
39	38	19,18	1,9812	28,6808	44,12	18 GOSSA, Dawid
40	53	26,80	1,9776	28,6284	44,04	119 LEMANSKI, Andrzej
41	59	30,36	1,9433	28,1324	43,28	7 KACZMAREK, Wojciech
42	33	17,73	1,8613	26,9440	41,45	109 HOCZYK, Andrzej
43	48	27,83	1,7248	24,9681	38,41	3 CICHACZ, Wlodzimierz
44	23	14,54	1,5818	22,8992	35,23	45 GIRYCKI, Rafal
45	59	40,46	1,4582	21,1097	32,48	9 GRUSZCZYNSKI, Jacek
46	27	23,78	1,1354	16,4365	25,29	74 POLONSKI, Krzysztof

# PRODUCTION -- Overall Stage Results

## IPSC POLISH OPEN 2013

Printed lipiec 14, 2013 at 16:45



### Stage 10 -- 10

	<b>PTS</b>	<b>TIME</b>	<b>HIT FACTOR</b>	<b>STAGE POINTS</b>	<b>STAGE PERCENT</b>	<b>COMPETITOR # Name</b>
47	55	51,39	1,0702	15,4932	23,84	91 STOKOWSKA, Aneta
48	18	18,12	0,9934	14,3804	22,12	130 BAZALA, Marcin
49	16	16,68	0,9592	13,8861	21,36	108 LUCZAKOWSKI, Krzysztof
50	25	26,13	0,9568	13,8502	21,31	43 KOPIEC, Marian
51	61	64,10	0,9516	13,7762	21,19	36 WOLOSZ, Artur
52	16	16,91	0,9462	13,6972	21,07	110 PASEK, Albert
53	27	36,95	0,7307	10,5781	16,27	140 MARKOWSKI, Marek
54	16	24,59	0,6507	9,4193	14,49	148 MACZEK, Jaroslaw
55	17	26,23	0,6481	9,3823	14,43	125 OCZESALA, Krzysztof
56	12	22,15	0,5418	7,8427	12,07	146 WISNIEWSKI, Arkadiusz
57	0	30,63	0,0000	0,0000	0,00	26 FILIPCZAK, Wojciech
58	0	17,04	0,0000	0,0000	0,00	92 GOLISZ, Marcin
59	0	0,00	0,0000	0,0000	0,00	68 KACZOROWSKI, Andrzej

# CLASSIC -- Overall Stage Results

## IPSC POLISH OPEN 2013

Printed lipiec 14, 2013 at 16:45



### Stage 10 -- 10

	<b>PTS</b>	<b>TIME</b>	<b>HIT FACTOR</b>	<b>STAGE POINTS</b>	<b>STAGE PERCENT</b>	<b>COMPETITOR # Name</b>
1	63	15,16	4,1557	65,0000	100,00	37 SOKOLOWSKI, Leszek
2	26	20,34	1,2783	19,9938	30,76	19 JACEK, Zdzislaw
3	59	50,41	1,1704	18,3066	28,16	62 KLUK, Alice

# REVOLVER -- Overall Stage Results

## IPSC POLISH OPEN 2013

Printed lipiec 14, 2013 at 16:45



### Stage 10 -- 10

	<b>PTS</b>	<b>TIME</b>	<b>HIT FACTOR</b>	<b>STAGE POINTS</b>	<b>STAGE PERCENT</b>	<b>COMPETITOR # Name</b>
1	62	19,48	3,1828	65,0000	100,00	38 GALAZKA, Marcin

# OPEN -- Overall Stage Results

## IPSC POLISH OPEN 2013

Printed lipiec 14, 2013 at 16:45



### Stage 11 -- 11

	<b>PTS</b>	<b>TIME</b>	<b>HIT FACTOR</b>	<b>STAGE POINTS</b>	<b>STAGE PERCENT</b>	<b>COMPETITOR # Name</b>
1	45	7,92	5,6818	45,0000	100,00	117 BEKTEMIROV, Renat
2	45	8,10	5,5556	44,0000	97,78	32 CZAUDERNA, Slawomir
3	45	8,11	5,5487	43,9457	97,66	72 SZABO, Alexander
4	45	12,47	3,6087	28,5806	63,51	90 SWIATEK, Janusz
5	45	14,47	3,1099	24,6303	54,73	112 KUTRA, Vaidotas
6	45	14,75	3,0508	24,1627	53,69	27 MICHALOWSKI, Krzysztof
7	45	15,52	2,8995	22,9639	51,03	155 Kulis, Janusz
8	45	15,88	2,8338	22,4433	49,87	39 PAWLIK, Celina
9	45	19,10	2,3560	18,6597	41,47	80 TROCKI, Sebastian
10	45	20,56	2,1887	17,3346	38,52	133 KOPUT, Jurand
11	45	29,88	1,5060	11,9277	26,51	76 KLACZYNSKI, Krzysztof

# STANDARD -- Overall Stage Results

## IPSC POLISH OPEN 2013

Printed lipiec 14, 2013 at 16:45




### Stage 11 -- 11

	PTS	TIME	HIT FACTOR	STAGE POINTS	STAGE PERCENT	COMPETITOR # Name
1	45	8,73	5,1546	45,0000	100,00	98 SWIERCZEK, Zbigniew
2	45	10,92	4,1209	35,9753	79,95	52 NOGA, Tadeusz
3	45	11,78	3,8200	33,3489	74,11	94 CIESIELSKI, Marcin
4	45	11,91	3,7783	32,9849	73,30	85 WILCZYNSKI, Artur
5	45	11,93	3,7720	32,9296	73,18	21 ZAWORSKI, Radoslaw
6	45	12,02	3,7438	32,6830	72,63	113 AMER, Andrzej
7	45	12,18	3,6946	32,2537	71,67	104 BOJANOWSKI, Piotr
8	45	12,99	3,4642	30,2425	67,21	34 WOCHNIK, Michal
9	45	13,15	3,4221	29,8745	66,39	22 MADAJEWSKI, Leszek
10	45	13,60	3,3088	28,8860	64,19	123 WOJDYLO, Wojciech
11	45	13,76	3,2703	28,5501	63,44	2 KAUFMANIS, Eriks
12	45	13,82	3,2562	28,4262	63,17	120 SIODA, Wieslaw
13	45	14,32	3,1425	27,4337	60,96	70 WIDLA, Radoslaw
14	45	14,40	3,1250	27,2813	60,62	78 TOMCZAK, Andrzej
15	45	15,04	2,9920	26,1203	58,05	25 LEWANDOWSKI, Jaroslaw
16	45	15,35	2,9316	25,5928	56,87	114 BUSZKIEWICZ, Lechoslaw
17	45	15,73	2,8608	24,9746	55,50	135 SANECZNIK, Krzysztof
18	45	15,79	2,8499	24,8797	55,29	88 CZUBASIEWICZ, Jacek
19	45	16,30	2,7607	24,1012	53,56	115 SIUNIAKOV, Andrej
20	45	17,93	2,5098	21,9102	48,69	15 CZAPLA, Aleksandra
21	45	18,40	2,4457	21,3505	47,45	128 KALWASINSKI, Wojciech
22	45	19,50	2,3077	20,1462	44,77	1 BIELINSKI, Jarek
23	45	19,56	2,3006	20,0844	44,63	111 MIKSZA, Krystian
24	45	20,55	2,1898	19,1168	42,48	77 MITULSKI, Leszek
25	45	21,18	2,1246	18,5482	41,22	73 GRUBIAK, Stanislaw
26	45	21,37	2,1058	18,3832	40,85	11 WYZGALA, Robert
27	45	21,59	2,0843	18,1959	40,44	87 KANIEWSKI, Andrzej
28	45	22,08	2,0380	17,7921	39,54	14 MIKSZA, Maciej
29	45	22,51	1,9991	17,4522	38,78	44 VONGRAVROCK-GOES, Anton
30	45	22,58	1,9929	17,3981	38,66	81 PYTEL, Grzegorz
31	45	24,58	1,8308	15,9825	35,52	71 BURZEC, Wieslaw
32	45	25,09	1,7935	15,6576	34,79	33 ESALNIEKS, Aleksandr
33	45	25,75	1,7476	15,2563	33,90	136 GLUCH, Marcin
34	45	26,04	1,7281	15,0864	33,53	54 WEGLARCZYK, Mariusz
35	45	28,86	1,5593	13,6123	30,25	61 KLUK, Peter Josef
36	45	30,86	1,4582	12,7301	28,29	142 WARANAWITCHIUS, Gerutis
37	45	30,92	1,4554	12,7054	28,23	121 SIODA, Katarzyna
38	45	31,81	1,4146	12,3499	27,44	46 BIELINSKI, Artur
39	45	32,84	1,3703	11,9625	26,58	28 KORZEKWA, Witold
40	45	46,25	0,9730	8,4941	18,88	126 LEMKE, Adam
41	35	36,82	0,9506	8,2985	18,44	141 LABE, Krzysztof
42	45	73,21	0,6147	5,3661	11,92	102 SZEPELAK, Tomasz

**PRODUCTION -- Overall Stage Results****IPSC POLISH OPEN 2013**

Printed lipiec 14, 2013 at 16:45


**Stage 11 -- 11**

	<b>PTS</b>	<b>TIME</b>	<b>HIT FACTOR</b>	<b>STAGE POINTS</b>	<b>STAGE PERCENT</b>	<b>COMPETITOR # Name</b>
1	45	8,76	5,1370	45,0000	100,00	24 GORSKI, Dominik
2	45	8,95	5,0279	44,0447	97,88	17 LEWANDOWSKI, Przemyslaw
3	45	11,42	3,9405	34,5184	76,71	67 KOLAKOWSKI, Jan
4	45	12,25	3,6735	32,1796	71,51	40 GRZELKA, Krzysztof
5	45	12,37	3,6378	31,8674	70,82	51 SEVOLA, Mauri
6	45	12,69	3,5461	31,0638	69,03	86 CIAS, Mikolaj
7	45	12,79	3,5184	30,8210	68,49	3 CICHACZ, Wlodzimierz
8	45	13,03	3,4536	30,2533	67,23	29 KALETKA, Zbigniew
9	45	13,10	3,4351	30,0916	66,87	64 CZARNECKI, Rafal
10	45	13,29	3,3860	29,6614	65,91	97 MENKELIUNAS, Tomas
11	45	13,33	3,3758	29,5724	65,72	122 SKOWRON, Marcin
12	45	13,99	3,2166	28,1773	62,62	105 GRINCENKO, Vitalijus
13	45	14,32	3,1425	27,5279	61,17	69 WADELEK, Pawel
14	45	14,51	3,1013	27,1675	60,37	66 MACHALA, Jakub
15	45	15,02	2,9960	26,2450	58,32	118 MUNIAK, Maciej
16	45	15,08	2,9841	26,1406	58,09	45 GIRYCKI, Rafal
17	45	15,10	2,9801	26,1060	58,01	99 GAWEDA, Boguslaw
18	45	15,22	2,9566	25,9001	57,56	9 GRUSZCZYNSKI, Jacek
19	45	15,95	2,8213	24,7147	54,92	65 LOZINSKA, Aniela
20	45	15,98	2,8160	24,6683	54,82	143 PAWELA, Michal
21	45	16,09	2,7968	24,4997	54,44	154 ZDZITOWIECKI, Andrzej
22	45	16,17	2,7829	24,3785	54,17	6 OSTRZYCKI, Jacek
23	45	16,61	2,7092	23,7327	52,74	57 JAZWINSKI, Arkadiusz
24	45	16,78	2,6818	23,4923	52,21	149 ORLOWSKI, Jan
25	45	18,01	2,4986	21,8878	48,64	53 MARKOWSKI, Robert
26	45	18,95	2,3747	20,8021	46,23	56 BORKOWSKI, Lukasz
27	45	19,20	2,3438	20,5313	45,63	26 FILIPCZAK, Wojciech
28	45	19,25	2,3377	20,4779	45,51	36 WOLOSZ, Artur
29	45	19,33	2,3280	20,3932	45,32	7 KACZMAREK, Wojciech
30	45	19,62	2,2936	20,0917	44,65	125 OCZESALA, Krzysztof
31	45	19,91	2,2602	19,7991	44,00	109 HOCZYK, Andrzej
32	45	20,45	2,2005	19,2763	42,84	10 BAJEROWSKI, Tomasz
33	45	20,88	2,1552	18,8793	41,95	146 WISNIEWSKI, Arkadiusz
34	45	20,89	2,1541	18,8703	41,93	129 MIZURO, Maciej
35	45	21,59	2,0843	18,2585	40,57	106 KAZANSKIS, Marius
36	45	21,70	2,0737	18,1659	40,37	124 GDOWSKI, Jacek
37	45	22,54	1,9965	17,4889	38,86	20 KORNER, Stanislaw
38	45	23,17	1,9422	17,0134	37,81	13 TAUSIEWICZ, Marcin
39	30	16,69	1,7975	15,7460	34,99	116 GROMOV, Andrej
40	45	25,46	1,7675	15,4831	34,41	119 LEMANSKI, Andrzej
41	45	27,34	1,6459	14,4184	32,04	110 PASEK, Albert
42	45	28,30	1,5901	13,9293	30,95	145 TRACEWSKI, Maciej
43	45	30,54	1,4735	12,9077	28,68	108 LUCZAKOWSKI, Krzysztof
44	45	30,60	1,4706	12,8824	28,63	74 POLONSKI, Krzysztof
45	45	32,38	1,3897	12,1742	27,05	150 STADNICKI, Jakub
46	45	32,94	1,3661	11,9672	26,59	59 MICHALIK, Krzysztof

# PRODUCTION -- Overall Stage Results

## IPSC POLISH OPEN 2013

Printed lipiec 14, 2013 at 16:45



### Stage 11 -- 11

	<b>PTS</b>	<b>TIME</b>	<b>HIT FACTOR</b>	<b>STAGE POINTS</b>	<b>STAGE PERCENT</b>	<b>COMPETITOR # Name</b>
47	45	37,35	1,2048	10,5542	23,45	131 ROGOZINSKI, Stefan
48	30	25,33	1,1844	10,3750	23,06	92 GOLISZ, Marcin
49	45	41,18	1,0928	9,5726	21,27	134 DUDA, Mariusz
50	45	46,71	0,9634	8,4393	18,75	43 KOPIEC, Marian
51	45	47,89	0,9397	8,2314	18,29	47 SOWINSKI, Mateusz
52	45	49,99	0,9002	7,8856	17,52	148 MACZEK, Jaroslaw
53	25	36,18	0,6910	6,0531	13,45	31 NOWICKI, Grzegorz
54	45	69,49	0,6476	5,6728	12,61	130 BAZALA, Marcin
55	45	88,73	0,5072	4,4427	9,87	91 STOKOWSKA, Aneta
56	30	118,63	0,2529	2,2153	4,92	140 MARKOWSKI, Marek
57	0	0,00	0,0000	0,0000	0,00	68 KACZOROWSKI, Andrzej
58	0	12,15	0,0000	0,0000	0,00	41 REDECKI, Tomasz
59	0	26,59	0,0000	0,0000	0,00	18 GOSSA, Dawid



# CLASSIC -- Overall Stage Results

## IPSC POLISH OPEN 2013

Printed lipiec 14, 2013 at 16:45



### Stage 11 -- 11

	<b>PTS</b>	<b>TIME</b>	<b>HIT FACTOR</b>	<b>STAGE POINTS</b>	<b>STAGE PERCENT</b>	<b>COMPETITOR # Name</b>
1	45	19,65	2,2901	45,0000	100,00	37 SOKOLOWSKI, Leszek
2	45	28,49	1,5795	31,0372	68,97	19 JACEK, Zdzislaw
3	45	55,93	0,8046	15,8099	35,13	62 KLUK, Alice

# REVOLVER -- Overall Stage Results

## IPSC POLISH OPEN 2013

Printed lipiec 14, 2013 at 16:45



### Stage 11 -- 11

	<b>PTS</b>	<b>TIME</b>	<b>HIT FACTOR</b>	<b>STAGE POINTS</b>	<b>STAGE PERCENT</b>	<b>COMPETITOR # Name</b>
1	45	23,39	1,9239	45,0000	100,00	38 GALAZKA, Marcin

# OPEN -- Overall Stage Results

## IPSC POLISH OPEN 2013

Printed lipiec 14, 2013 at 16:45



### Stage 12 -- 12

	<b>PTS</b>	<b>TIME</b>	<b>HIT FACTOR</b>	<b>STAGE POINTS</b>	<b>STAGE PERCENT</b>	<b>COMPETITOR # Name</b>
1	60	10,31	5,8196	60,0000	100,00	32 CZAUDERNA, Slawomir
2	60	10,88	5,5147	56,8566	94,76	117 BEKTEMIROV, Renat
3	60	11,50	5,2174	53,7913	89,65	27 MICHALOWSKI, Krzysztof
4	59	11,50	5,1304	52,8948	88,16	72 SZABO, Alexander
5	60	15,94	3,7641	38,8080	64,68	112 KUTRA, Vaidotas
6	58	16,35	3,5474	36,5737	60,96	155 Kulis, Janusz
7	59	17,10	3,4503	35,5725	59,29	39 PAWLIK, Celina
8	60	18,12	3,3113	34,1391	56,90	76 KLACZYNSKI, Krzysztof
9	60	18,70	3,2086	33,0802	55,13	133 KOPUT, Jurand
10	59	23,53	2,5074	25,8517	43,09	90 SWIATEK, Janusz
11	60	29,16	2,0576	21,2140	35,36	80 TROCKI, Sebastian

**STANDARD -- Overall Stage Results****IPSC POLISH OPEN 2013**

Printed lipiec 14, 2013 at 16:45

**Stage 12 -- 12**

	<b>PTS</b>	<b>TIME</b>	<b>HIT FACTOR</b>	<b>STAGE POINTS</b>	<b>STAGE PERCENT</b>	<b>COMPETITOR # Name</b>
1	59	10,72	5,5037	60,0000	100,00	73 GRUBIAK, Stanislav
2	60	13,69	4,3828	47,7795	79,63	98 SWIERCZEK, Zbigniew
3	60	13,99	4,2888	46,7549	77,92	85 WILCZYNSKI, Artur
4	60	14,06	4,2674	46,5222	77,54	94 CIESIELSKI, Marcin
5	59	14,83	3,9784	43,3715	72,29	52 NOGA, Tadeusz
6	60	15,58	3,8511	41,9834	69,97	120 SIODA, Wieslaw
7	60	15,59	3,8486	41,9565	69,93	87 KANIEWSKI, Andrzej
8	60	15,61	3,8437	41,9027	69,84	21 ZAWORSKI, Radoslaw
9	60	15,76	3,8071	41,5039	69,17	115 SIUNIAKOV, Andrej
10	58	16,50	3,5152	38,3211	63,87	11 WYZGALA, Robert
11	60	18,23	3,2913	35,8805	59,80	142 WARANAWITCHIUS, Gerutis
12	60	18,83	3,1864	34,7372	57,90	2 KAUFMANIS, Eriks
13	58	18,48	3,1385	34,2153	57,03	123 WOJDYLO, Wojciech
14	60	19,40	3,0928	33,7166	56,19	25 LEWANDOWSKI, Jaroslaw
15	60	19,42	3,0896	33,6819	56,14	78 TOMCZAK, Andrzej
16	58	19,97	2,9044	31,6624	52,77	46 BIELINSKI, Artur
17	58	20,20	2,8713	31,3019	52,17	128 KALWASINSKI, Wojciech
18	60	21,54	2,7855	30,3668	50,61	14 MIKSZA, Maciej
19	60	22,60	2,6549	28,9426	48,24	135 SANECZNIK, Krzysztof
20	58	22,00	2,6364	28,7408	47,90	22 MADAJEWSKI, Leszek
21	60	22,79	2,6327	28,7013	47,84	70 WIDLA, Radoslaw
22	58	23,89	2,4278	26,4671	44,11	113 AMER, Andrzej
23	60	25,10	2,3904	26,0598	43,43	33 ESALNIEKS, Aleksandr
24	60	25,29	2,3725	25,8640	43,11	104 BOJANOWSKI, Piotr
25	60	25,40	2,3622	25,7520	42,92	54 WEGLARCZYK, Mariusz
26	60	29,22	2,0534	22,3854	37,31	28 KORZEKWA, Witold
27	60	29,57	2,0291	22,1204	36,87	102 SZEPELAK, Tomasz
28	58	29,06	1,9959	21,7584	36,26	15 CZAPLA, Aleksandra
29	58	29,76	1,9489	21,2466	35,41	136 GLUCH, Marcin
30	59	30,64	1,9256	20,9922	34,99	1 BIELINSKI, Jarek
31	60	36,65	1,6371	17,8472	29,75	34 WOCHNIK, Michal
32	58	35,98	1,6120	17,5736	29,29	61 KLUK, Peter Josef
33	60	39,07	1,5357	16,7418	27,90	71 BURZEC, Wieslaw
34	60	41,25	1,4545	15,8570	26,43	111 MIKSZA, Krystian
35	60	41,84	1,4340	15,6334	26,06	77 MITULSKI, Leszek
36	60	45,01	1,3330	14,5324	24,22	81 PYTEL, Grzegorz
37	60	45,41	1,3213	14,4044	24,01	126 LEMKE, Adam
38	45	34,63	1,2995	14,1662	23,61	44 VONGRAVROCK-GOES, Anton
39	45	34,83	1,2920	14,0849	23,47	114 BUSZKIEWICZ, Lechoslaw
40	60	52,97	1,1327	12,3485	20,58	121 SIODA, Katarzyna
41	60	57,44	1,0446	11,3876	18,98	141 LABE, Krzysztof
42	60	106,51	0,5633	6,1412	10,24	88 CZUBASIEWICZ, Jacek

**PRODUCTION -- Overall Stage Results****IPSC POLISH OPEN 2013**

Printed lipiec 14, 2013 at 16:45


**Stage 12 -- 12**

	<b>PTS</b>	<b>TIME</b>	<b>HIT FACTOR</b>	<b>STAGE POINTS</b>	<b>STAGE PERCENT</b>	<b>COMPETITOR # Name</b>
1	60	12,22	4,9100	60,0000	100,00	122 SKOWRON, Marcin
2	60	12,33	4,8662	59,4647	99,11	106 KAZANSKIS, Marius
3	60	13,11	4,5767	55,9268	93,21	53 MARKOWSKI, Robert
4	60	13,46	4,4577	54,4725	90,79	56 BORKOWSKI, Lukasz
5	60	13,94	4,3042	52,5968	87,66	105 GRINCENKO, Vitalijus
6	58	14,24	4,0730	49,7725	82,95	41 REDECKI, Tomasz
7	60	15,04	3,9894	48,7500	81,25	154 ZDZITOWIECKI, Andrzej
8	54	13,90	3,8849	47,4734	79,12	129 MIZURO, Maciej
9	60	16,48	3,6408	44,4903	74,15	97 MENKELIUNAS, Tomas
10	60	16,81	3,5693	43,6169	72,69	65 LOZINSKA, Aniela
11	56	15,79	3,5465	43,3388	72,23	130 BAZALA, Marcin
12	60	18,09	3,3167	40,5307	67,55	124 GDOWSKI, Jacek
13	58	17,49	3,3162	40,5237	67,54	118 MUNIAK, Maciej
14	60	18,21	3,2949	40,2636	67,11	67 KOLAKOWSKI, Jan
15	60	18,36	3,2680	39,9346	66,56	51 SEVOLA, Mauri
16	58	17,75	3,2676	39,9301	66,55	9 GRUSZCZYNSKI, Jacek
17	60	18,72	3,2051	39,1667	65,28	31 NOWICKI, Grzegorz
18	60	19,42	3,0896	37,7549	62,92	59 MICHALIK, Krzysztof
19	60	19,61	3,0597	37,3891	62,32	116 GROMOV, Andrej
20	60	19,78	3,0334	37,0677	61,78	40 GRZELKA, Krzysztof
21	60	20,63	2,9084	35,5405	59,23	18 GOSSA, Dawid
22	58	20,27	2,8614	34,9660	58,28	29 KALETKA, Zbigniew
23	60	21,12	2,8409	34,7159	57,86	150 STADNICKI, Jakub
24	58	20,79	2,7898	34,0914	56,82	64 CZARNECKI, Rafal
25	60	22,71	2,6420	32,2853	53,81	57 JAZWINSKI, Arkadiusz
26	60	23,52	2,5510	31,1735	51,96	3 CICHACZ, Wlodzimierz
27	60	23,81	2,5199	30,7938	51,32	47 SOWINSKI, Mateusz
28	60	23,84	2,5168	30,7550	51,26	145 TRACEWSKI, Maciej
29	45	18,16	2,4780	30,2808	50,47	24 GORSKI, Dominik
30	60	24,66	2,4331	29,7324	49,55	69 WADELEK, Pawel
31	60	24,98	2,4019	29,3515	48,92	17 LEWANDOWSKI, Przemyslaw
32	60	25,91	2,3157	28,2980	47,16	13 TAUSIEWICZ, Marcin
33	60	26,55	2,2599	27,6158	46,03	110 PASEK, Albert
34	60	27,30	2,1978	26,8571	44,76	43 KOPIEC, Marian
35	60	27,51	2,1810	26,6521	44,42	125 OCZESALA, Krzysztof
36	60	29,86	2,0094	24,5546	40,92	20 KORNER, Stanislaw
37	60	31,23	1,9212	23,4774	39,13	6 OSTRZYCKI, Jacek
38	60	31,38	1,9120	23,3652	38,94	26 FILIPCZAK, Wojciech
39	60	31,70	1,8927	23,1293	38,55	143 PAWELA, Michal
40	60	31,88	1,8821	22,9987	38,33	109 HOCZYK, Andrzej
41	60	32,87	1,8254	22,3061	37,18	92 GOLISZ, Marcin
42	60	33,55	1,7884	21,8540	36,42	108 LUCZAKOWSKI, Krzysztof
43	60	35,28	1,7007	20,7823	34,64	10 BAJEROWSKI, Tomasz
44	60	36,45	1,6461	20,1152	33,53	134 DUDA, Mariusz
45	60	38,05	1,5769	19,2694	32,12	149 ORLOWSKI, Jan
46	58	37,97	1,5275	18,6663	31,11	7 KACZMAREK, Wojciech

# PRODUCTION -- Overall Stage Results

## IPSC POLISH OPEN 2013

Printed lipiec 14, 2013 at 16:45



### Stage 12 -- 12

	<b>PTS</b>	<b>TIME</b>	<b>HIT FACTOR</b>	<b>STAGE POINTS</b>	<b>STAGE PERCENT</b>	<b>COMPETITOR # Name</b>
47	56	38,65	1,4489	17,7056	29,51	66 MACHALA, Jakub
48	58	40,05	1,4482	17,6969	29,49	99 GAWEDA, Boguslaw
49	56	44,55	1,2570	15,3607	25,60	45 GIRYCKI, Rafal
50	60	48,21	1,2446	15,2085	25,35	119 LEMANSKI, Andrzej
51	58	47,36	1,2247	14,9654	24,94	148 MACZEK, Jaroslaw
52	34	31,60	1,0759	13,1481	21,91	86 CIAS, Mikolaj
53	30	38,25	0,7843	9,5843	15,97	131 ROGOZINSKI, Stefan
54	60	76,61	0,7832	9,5706	15,95	146 WISNIEWSKI, Arkadiusz
55	60	80,38	0,7465	9,1217	15,20	140 MARKOWSKI, Marek
56	43	69,00	0,6232	7,6154	12,69	74 POLONSKI, Krzysztof
57	30	57,57	0,5211	6,3679	10,61	36 WOLOSZ, Artur
58	9	110,98	0,0811	0,9910	1,65	91 STOKOWSKA, Aneta
59	0	0,00	0,0000	0,0000	0,00	68 KACZOROWSKI, Andrzej

# CLASSIC -- Overall Stage Results

## IPSC POLISH OPEN 2013

Printed lipiec 14, 2013 at 16:45



### Stage 12 -- 12

	<b>PTS</b>	<b>TIME</b>	<b>HIT FACTOR</b>	<b>STAGE POINTS</b>	<b>STAGE PERCENT</b>	<b>COMPETITOR # Name</b>
1	60	31,51	1,9042	60,0000	100,00	37 SOKOLOWSKI, Leszek
2	56	29,73	1,8836	59,3528	98,92	19 JACEK, Zdzislaw
3	60	65,98	0,9094	28,6541	47,76	62 KLUK, Alice

# REVOLVER -- Overall Stage Results

## IPSC POLISH OPEN 2013

Printed lipiec 14, 2013 at 16:45



### Stage 12 -- 12


	<b>PTS</b>	<b>TIME</b>	<b>HIT FACTOR</b>	<b>STAGE POINTS</b>	<b>STAGE PERCENT</b>	<b>COMPETITOR # Name</b>
1	59	20,20	2,9208	60,0000	100,00	38 GALAZKA, Marcin



# OPEN -- Overall Stage Results

## IPSC POLISH OPEN 2013

Printed lipiec 14, 2013 at 16:45



### Stage 13 -- CLC-15

	<b>PTS</b>	<b>TIME</b>	<b>HIT FACTOR</b>	<b>STAGE POINTS</b>	<b>STAGE PERCENT</b>	<b>COMPETITOR # Name</b>
1	44	4,02	10,9453	45,0000	100,00	72 SZABO, Alexander
2	39	3,87	10,0775	41,4323	92,07	32 CZAUDERNA, Slawomir
3	44	4,44	9,9099	40,7432	90,54	117 BEKTEMIROV, Renat
4	43	4,51	9,5344	39,1993	87,11	112 KUTRA, Vaidotas
5	42	4,79	8,7683	36,0495	80,11	39 PAWLIK, Celina
6	41	5,12	8,0078	32,9230	73,16	80 TROCKI, Sebastian
7	41	5,25	7,8095	32,1078	71,35	27 MICHALOWSKI, Krzysztof
8	44	6,49	6,7797	27,8737	61,94	76 KLACZYNSKI, Krzysztof
9	39	5,85	6,6667	27,4091	60,91	155 Kulis, Janusz
10	39	6,09	6,4039	26,3289	58,51	90 SWIATEK, Janusz
11	36	6,27	5,7416	23,6059	52,46	133 KOPUT, Jurand

# STANDARD -- Overall Stage Results

## IPSC POLISH OPEN 2013

Printed lipiec 14, 2013 at 16:45



### Stage 13 -- CLC-15

	PTS	TIME	HIT FACTOR	STAGE POINTS	STAGE PERCENT	COMPETITOR # Name
1	45	4,51	9,9778	45,0000	100,00	104 BOJANOWSKI, Piotr
2	44	4,91	8,9613	40,4155	89,81	70 WIDLA, Radoslaw
3	43	5,00	8,6000	38,7860	86,19	2 KAUFMANIS, Eriks
4	38	4,52	8,4071	37,9159	84,26	120 SIODA, Wieslaw
5	40	4,99	8,0160	36,1523	80,34	22 MADAJEWSKI, Leszek
6	38	5,24	7,2519	32,7061	72,68	94 CIESIELSKI, Marcin
7	43	6,00	7,1667	32,3217	71,83	98 SWIERCZEK, Zbigniew
8	40	5,62	7,1174	32,0996	71,33	73 GRUBIAK, Stanislaw
9	39	5,65	6,9027	31,1310	69,18	54 WEGLARCZYK, Mariusz
10	45	6,52	6,9018	31,1273	69,17	11 WYZGALA, Robert
11	35	5,18	6,7568	30,4730	67,72	85 WILCZYNSKI, Artur
12	41	6,31	6,4976	29,3043	65,12	52 NOGA, Tadeusz
13	41	6,39	6,4163	28,9374	64,31	33 ESALNIEKS, Aleksandr
14	35	5,53	6,3291	28,5443	63,43	25 LEWANDOWSKI, Jaroslaw
15	42	6,77	6,2038	27,9793	62,18	34 WOCHNIK, Michal
16	42	6,91	6,0781	27,4124	60,92	1 BIELINSKI, Jarek
17	35	5,90	5,9322	26,7542	59,45	114 BUSZKIEWICZ, Lechoslaw
18	39	6,71	5,8122	26,2131	58,25	46 BIELINSKI, Artur
19	38	6,69	5,6801	25,6173	56,93	135 SANECZNIK, Krzysztof
20	39	7,07	5,5163	24,8784	55,29	77 MITULSKI, Leszek
21	39	7,16	5,4469	24,5656	54,59	88 CZUBASIEWICZ, Jacek
22	37	6,80	5,4412	24,5397	54,53	71 BURZEC, Wieslaw
23	40	7,46	5,3619	24,1823	53,74	78 TOMCZAK, Andrzej
24	37	6,97	5,3085	23,9412	53,20	81 PYTEL, Grzegorz
25	36	6,82	5,2786	23,8064	52,90	115 SIUNIAKOV, Andrej
26	39	7,40	5,2703	23,7689	52,82	142 WARANAWITCHIUS, Gerutis
27	39	7,51	5,1931	23,4208	52,05	123 WOJDYLO, Wojciech
28	31	6,01	5,1581	23,2629	51,70	28 KORZEKWA, Witold
29	33	6,60	5,0000	22,5500	50,11	14 MIKSZA, Maciej
30	41	8,20	5,0000	22,5500	50,11	87 KANIEWSKI, Andrzej
31	44	9,09	4,8405	21,8306	48,51	44 VONGRAVROCK-GOES, Anton
32	38	8,05	4,7205	21,2894	47,31	21 ZAWORSKI, Radoslaw
33	37	8,37	4,4205	19,9367	44,30	102 SZEPELAK, Tomasz
34	35	8,07	4,3371	19,5601	43,47	121 SIODA, Katarzyna
35	24	5,57	4,3088	19,4327	43,18	113 AMER, Andrzej
36	37	9,56	3,8703	17,4550	38,79	15 CZAPLA, Aleksandra
37	29	8,14	3,5627	16,0676	35,71	126 LEMKE, Adam
38	43	12,24	3,5131	15,8440	35,21	111 MIKSZA, Krystian
39	31	9,09	3,4103	15,3806	34,18	136 GLUCH, Marcin
40	41	13,10	3,1298	14,1153	31,37	61 KLUK, Peter Josef
41	44	17,08	2,5761	11,6183	25,82	141 LABE, Krzysztof
42	5	6,42	0,7788	3,5125	7,81	128 KALWASINSKI, Wojciech

**PRODUCTION -- Overall Stage Results****IPSC POLISH OPEN 2013**

Printed lipiec 14, 2013 at 16:45

**Stage 13 -- CLC-15**

	<b>PTS</b>	<b>TIME</b>	<b>HIT FACTOR</b>	<b>STAGE POINTS</b>	<b>STAGE PERCENT</b>	<b>COMPETITOR # Name</b>
1	41	4,31	9,5128	45,0000	100,00	97 MENKELIUNAS, Tomas
2	41	4,60	8,9130	42,1630	93,70	40 GRZELKA, Krzysztof
3	37	4,58	8,0786	38,2157	84,92	116 GROMOV, Andrej
4	43	5,53	7,7758	36,7832	81,74	154 ZDZITOWIECKI, Andrzej
5	33	4,29	7,6923	36,3884	80,86	67 KOLAKOWSKI, Jan
6	41	5,42	7,5646	35,7841	79,52	24 GORSKI, Dominik
7	37	5,03	7,3559	34,7968	77,33	105 GRINCENKO, Vitalijus
8	41	5,58	7,3477	34,7581	77,24	118 MUNIAK, Maciej
9	41	5,72	7,1678	33,9073	75,35	99 GAWEDA, Boguslaw
10	43	6,23	6,9021	32,6502	72,56	106 KAZANSKIS, Marius
11	35	5,27	6,6414	31,4169	69,82	56 BORKOWSKI, Lukasz
12	43	6,54	6,5749	31,1026	69,12	29 KALETKA, Zbigniew
13	37	5,71	6,4799	30,6529	68,12	59 MICHALIK, Krzysztof
14	37	5,94	6,2290	29,4660	65,48	110 PASEK, Albert
15	35	5,75	6,0870	28,7943	63,99	13 TAUSIEWICZ, Marcin
16	35	5,76	6,0764	28,7443	63,88	65 LOZINSKA, Aniela
17	41	6,75	6,0741	28,7333	63,85	86 CIAS, Mikolaj
18	33	5,46	6,0440	28,5909	63,54	124 GDOWSKI, Jacek
19	41	6,95	5,8993	27,9065	62,01	53 MARKOWSKI, Robert
20	33	5,62	5,8719	27,7769	61,73	129 MIZURO, Maciej
21	43	7,38	5,8266	27,5625	61,25	18 GOSSA, Dawid
22	41	7,07	5,7992	27,4328	60,96	41 REDECKI, Tomasz
23	39	6,73	5,7949	27,4129	60,92	51 SEVOLA, Mauri
24	35	6,06	5,7756	27,3213	60,71	6 OSTRZYCKI, Jacek
25	37	6,65	5,5639	26,3200	58,49	131 ROGOZINSKI, Stefan
26	33	6,19	5,3312	25,2191	56,04	47 SOWINSKI, Mateusz
27	37	7,01	5,2782	24,9683	55,49	92 GOLISZ, Marcin
28	39	7,54	5,1724	24,4680	54,37	64 CZARNECKI, Rafal
29	45	8,73	5,1546	24,3840	54,19	109 HOCZYK, Andrzej
30	37	7,25	5,1034	24,1418	53,65	43 KOPIEC, Marian
31	31	6,27	4,9442	23,3884	51,97	10 BAJEROWSKI, Tomasz
32	41	8,32	4,9279	23,3113	51,80	3 CICHACZ, Wlodzimierz
33	27	5,91	4,5685	21,6114	48,03	122 SKOWRON, Marcin
34	41	9,02	4,5455	21,5022	47,78	143 PAWELA, Michal
35	39	8,87	4,3968	20,7992	46,22	9 GRUSZCZYNSKI, Jacek
36	37	8,54	4,3326	20,4951	45,54	130 BAZALA, Marcin
37	37	8,62	4,2923	20,3049	45,12	7 KACZMAREK, Wojciech
38	39	9,35	4,1711	19,7314	43,85	74 POLONSKI, Krzysztof
39	37	9,02	4,1020	19,4044	43,12	119 LEMANSKI, Andrzej
40	31	7,66	4,0470	19,1443	42,54	148 MACZEK, Jaroslaw
41	20	5,09	3,9293	18,5874	41,31	145 TRACEWSKI, Maciej
42	29	7,58	3,8259	18,0982	40,22	134 DUDA, Mariusz
43	29	7,75	3,7419	17,7012	39,34	125 OCZESALA, Krzysztof
44	35	9,41	3,7194	17,5948	39,10	57 JAZWINSKI, Arkadiusz
45	35	9,58	3,6534	17,2826	38,41	108 LUCZAKOWSKI, Krzysztof
46	31	8,49	3,6514	17,2727	38,38	66 MACHALA, Jakub

# PRODUCTION -- Overall Stage Results

## IPSC POLISH OPEN 2013

Printed lipiec 14, 2013 at 16:45



### Stage 13 -- CLC-15

	<b>PTS</b>	<b>TIME</b>	<b>HIT FACTOR</b>	<b>STAGE POINTS</b>	<b>STAGE PERCENT</b>	<b>COMPETITOR # Name</b>
47	37	10,16	3,6417	17,2272	38,28	26 FILIPCZAK, Wojciech
48	18	5,12	3,5156	16,6306	36,96	17 LEWANDOWSKI, Przemyslaw
49	22	6,35	3,4646	16,3891	36,42	20 KORNER, Stanislaw
50	33	9,64	3,4232	16,1936	35,99	69 WADELEK, Pawel
51	39	11,41	3,4181	16,1691	35,93	146 WISNIEWSKI, Arkadiusz
52	29	8,56	3,3879	16,0262	35,61	31 NOWICKI, Grzegorz
53	18	5,64	3,1915	15,0973	33,55	45 GIRYCKI, Rafal
54	27	8,59	3,1432	14,8688	33,04	149 ORLOWSKI, Jan
55	37	13,17	2,8094	13,2899	29,53	140 MARKOWSKI, Marek
56	29	10,87	2,6679	12,6204	28,05	150 STADNICKI, Jakub
57	33	12,78	2,5822	12,2149	27,14	36 WOLOSZ, Artur
58	29	22,03	1,3164	6,2272	13,84	91 STOKOWSKA, Aneta
59	0	0,00	0,0000	0,0000	0,00	68 KACZOROWSKI, Andrzej

# CLASSIC -- Overall Stage Results

## IPSC POLISH OPEN 2013

Printed lipiec 14, 2013 at 16:45



### Stage 13 -- CLC-15

	<b>PTS</b>	<b>TIME</b>	<b>HIT FACTOR</b>	<b>STAGE POINTS</b>	<b>STAGE PERCENT</b>	<b>COMPETITOR # Name</b>
1	41	4,92	8,3333	45,0000	100,00	37 SOKOLOWSKI, Leszek
2	43	12,32	3,4903	18,8474	41,88	19 JACEK, Zdzislaw
3	37	21,41	1,7282	9,3321	20,74	62 KLUK, Alice

# REVOLVER -- Overall Stage Results


## IPSC POLISH OPEN 2013

Printed lipiec 14, 2013 at 16:45



### Stage 13 -- CLC-15

	<b>PTS</b>	<b>TIME</b>	<b>HIT FACTOR</b>	<b>STAGE POINTS</b>	<b>STAGE PERCENT</b>	<b>COMPETITOR # Name</b>
1	32	6,67	4,7976	45,0000	100,00	38 GALAZKA, Marcin



**Disqualified Shooters**

**No. Name**

---

5 MOSAKOWSKI, Piotr  
101 STAROSTKA, Tomasz  
152 KOTANIEC, Piotr  
156 FROST, Zbigniew